



# **Current Demographics and Future Trends of the Dentist Workforce**

Institute of Medicine

The U.S. Oral Health Workforce in the Coming Decade:  
A Workshop

February 9, 2009

Richard W. Valachovic, D.M.D., M.P.H.  
Executive Director  
American Dental Education Association

American Dental Education Association

# Dentists in the United States, 2006\*



American Dental Education Association

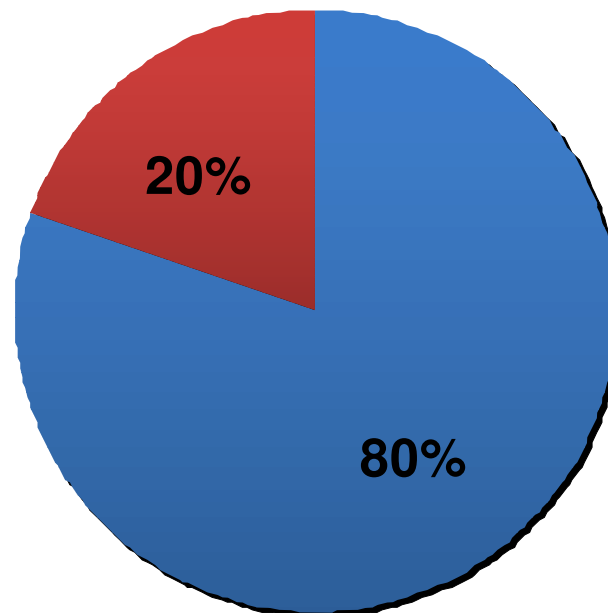
- ✧ There are about ~**230,000** dentists in the U.S.
- ✧ ~**78%** (**180,000**) are professionally active
- ✧ ~**72%** (**165,000**) are in private practice

# General Dentistry vs. Specialty\*

American Dental Education Association

## All Dentists in Private Practice

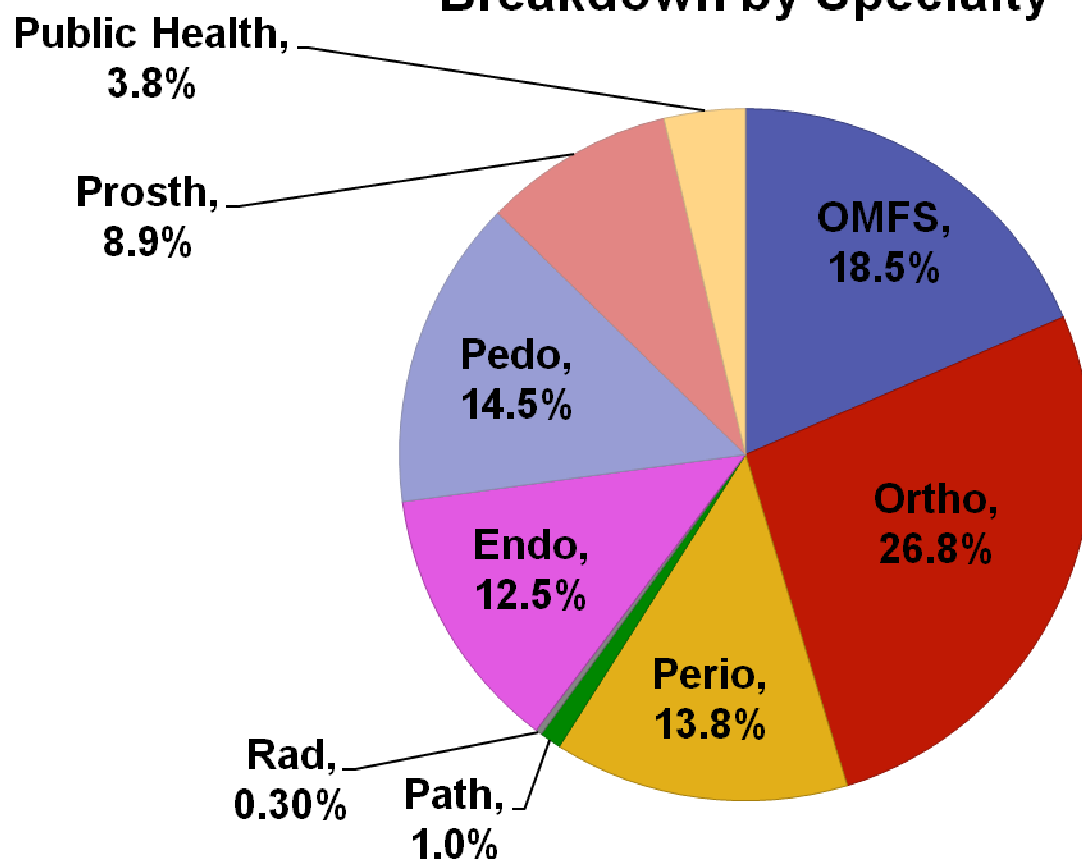
■ Gen Dent ■ Specialty



# Distribution of Specialists, 2006

American Dental Education Association

**Breakdown by Specialty**



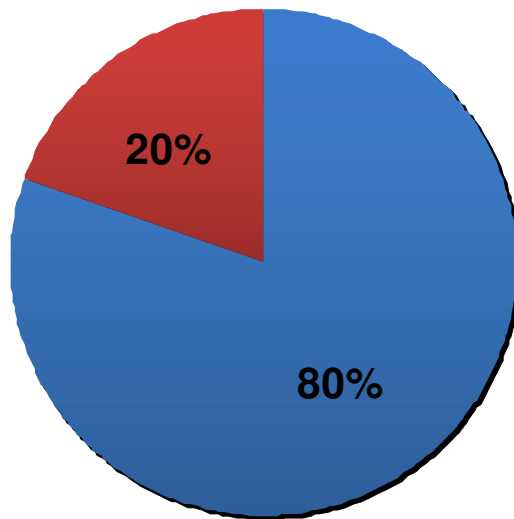
# Gender Distribution Among Professionally Active Dentists\*



American Dental Education Association

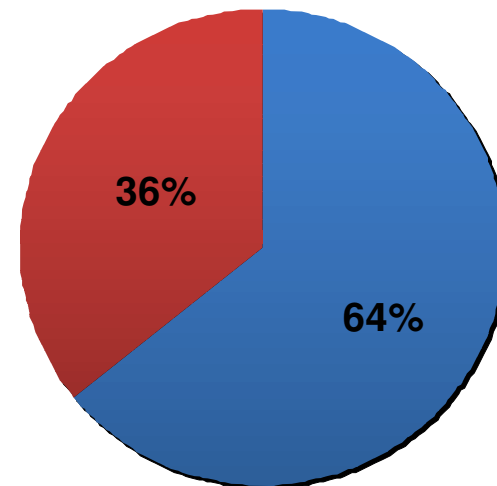
## All Graduates

■ Male ■ Female



## Dentists Graduating from 1997-Present

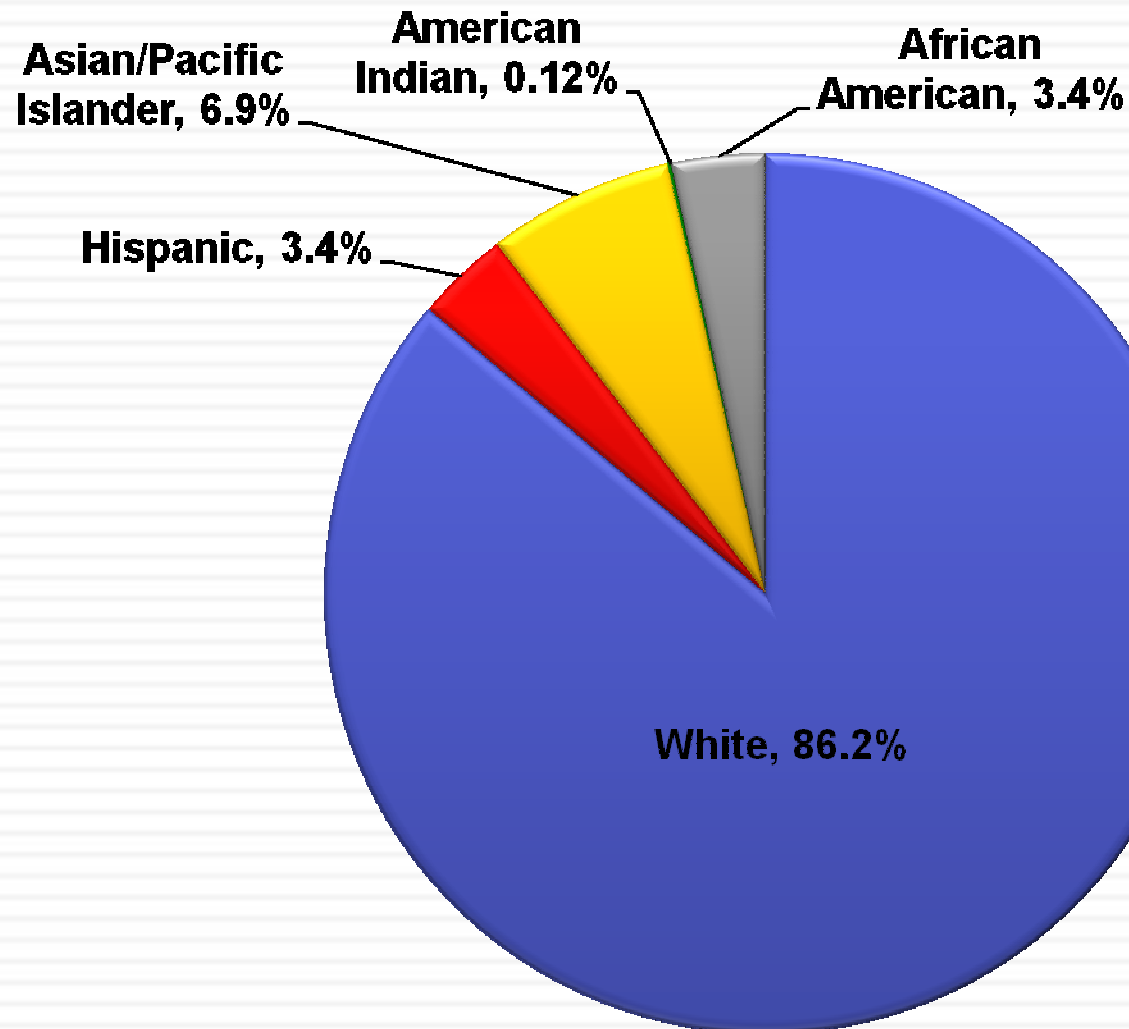
■ Male ■ Female



# Distribution of Race and Ethnicity: Professionally Active Dentists, 2006



American Dental Education Association

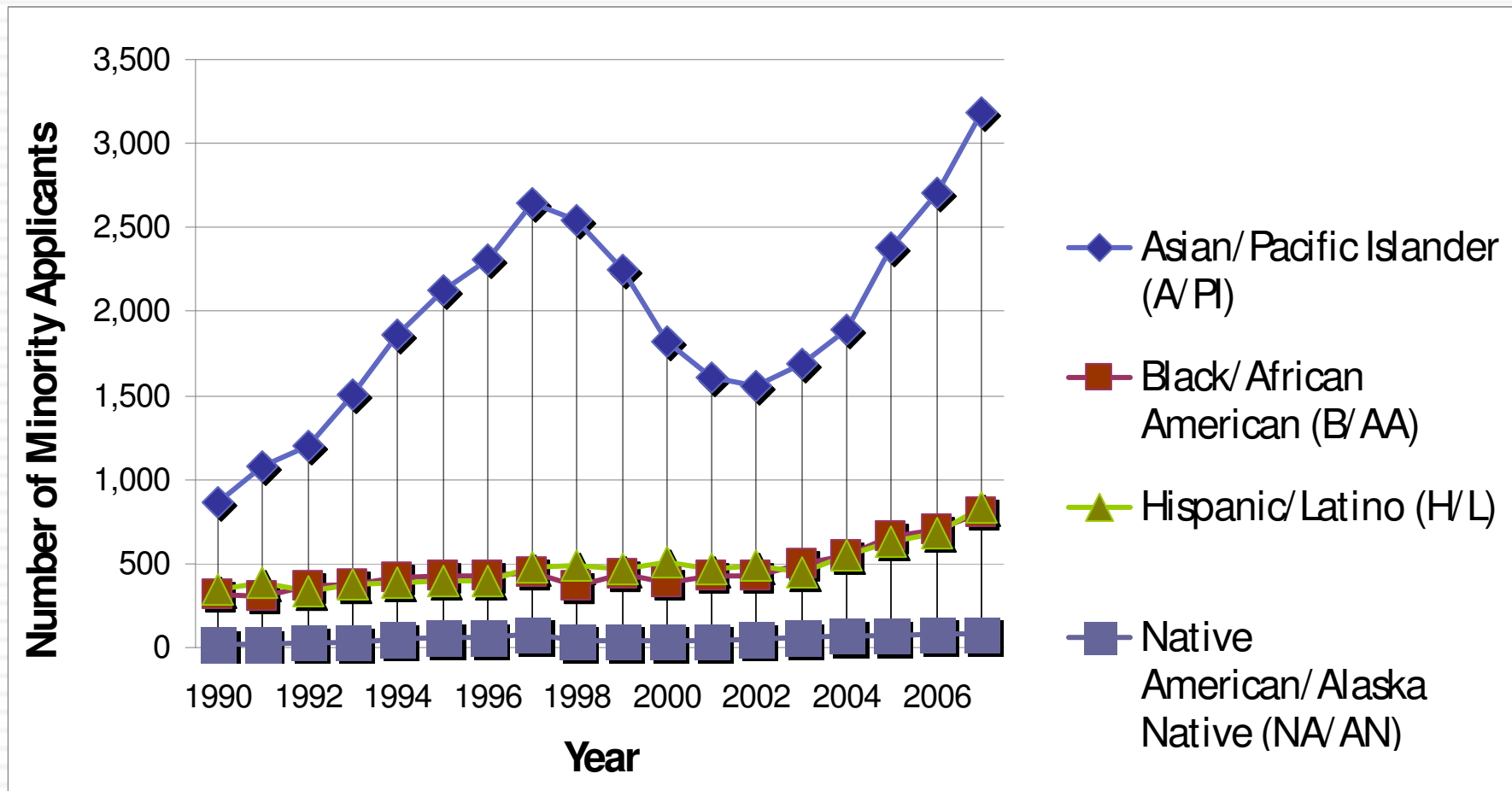


Source: American Dental Association, 2008

# Minority Applicants to U.S. Dental Schools: 1990 - 2007



American Dental Education Association



Source: American Dental Education Association

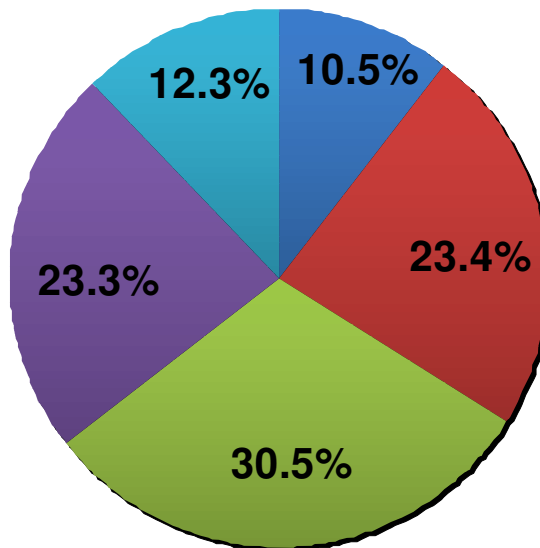
# Age Distribution of Professionally Active Dentists, 2006



American Dental Education Association

## Percentage of Professionally Active Dentists by Age Bracket

■ 65+ ■ 55-64 ■ 45-54 ■ 35-44 ■ Under 35





# Dentists in the United States, 2006\*



American Dental Education Association

- Nearly 65% of dentists are 45 years of age or older
- The average age of dentists in the U.S. is about 50 years of age

# Distribution of Dentists in the U.S.

American Dental Education Association

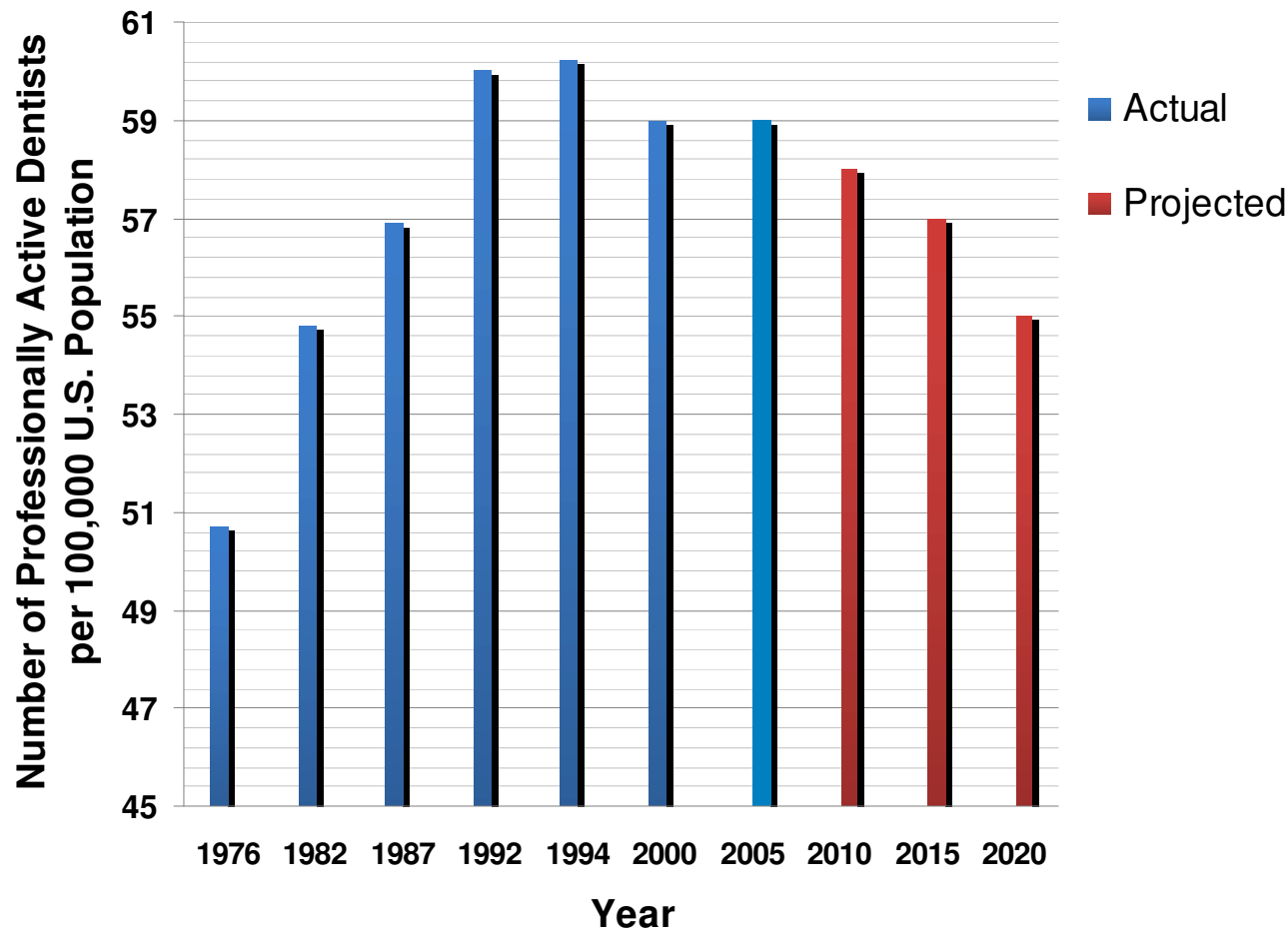
## Dental Health Professions Shortage Areas ("Dental HPSAs")

- ✧ In 2000, ~1,275 Dental HPSAs in U.S. in which 28,000,000 people resided
- ✧ In 2008, >4,000 Dental HPSAs in U.S. in which 48,000,000 people reside

# Number of Professionally Active Dentists per 100,000 U.S. Population, 1976 - 2020



American Dental Education Association



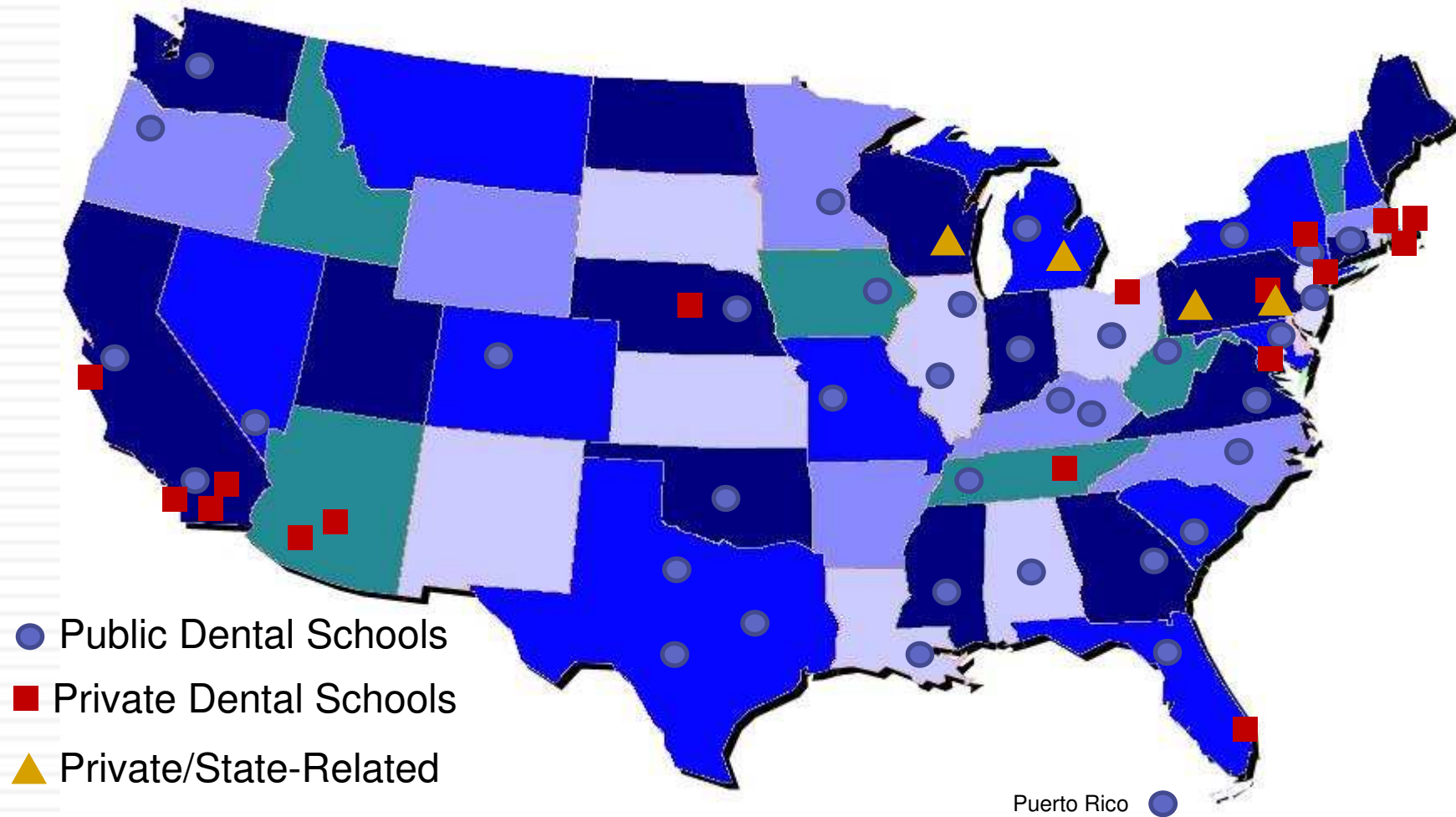
- ▣ The American Dental Association estimates that the national supply of dental services will increase due to a significant increase in dental productivity
- ▣ Dental productivity is expected to increase through increased employment of allied dental professionals

Source: American Dental Association, Survey Center, Dental Workforce Model 2001-2025, [http://www.ada.org/ada/prod/survey/publications\\_workforce.asp#historicalreport](http://www.ada.org/ada/prod/survey/publications_workforce.asp#historicalreport)

# United States Dental Schools, 2008



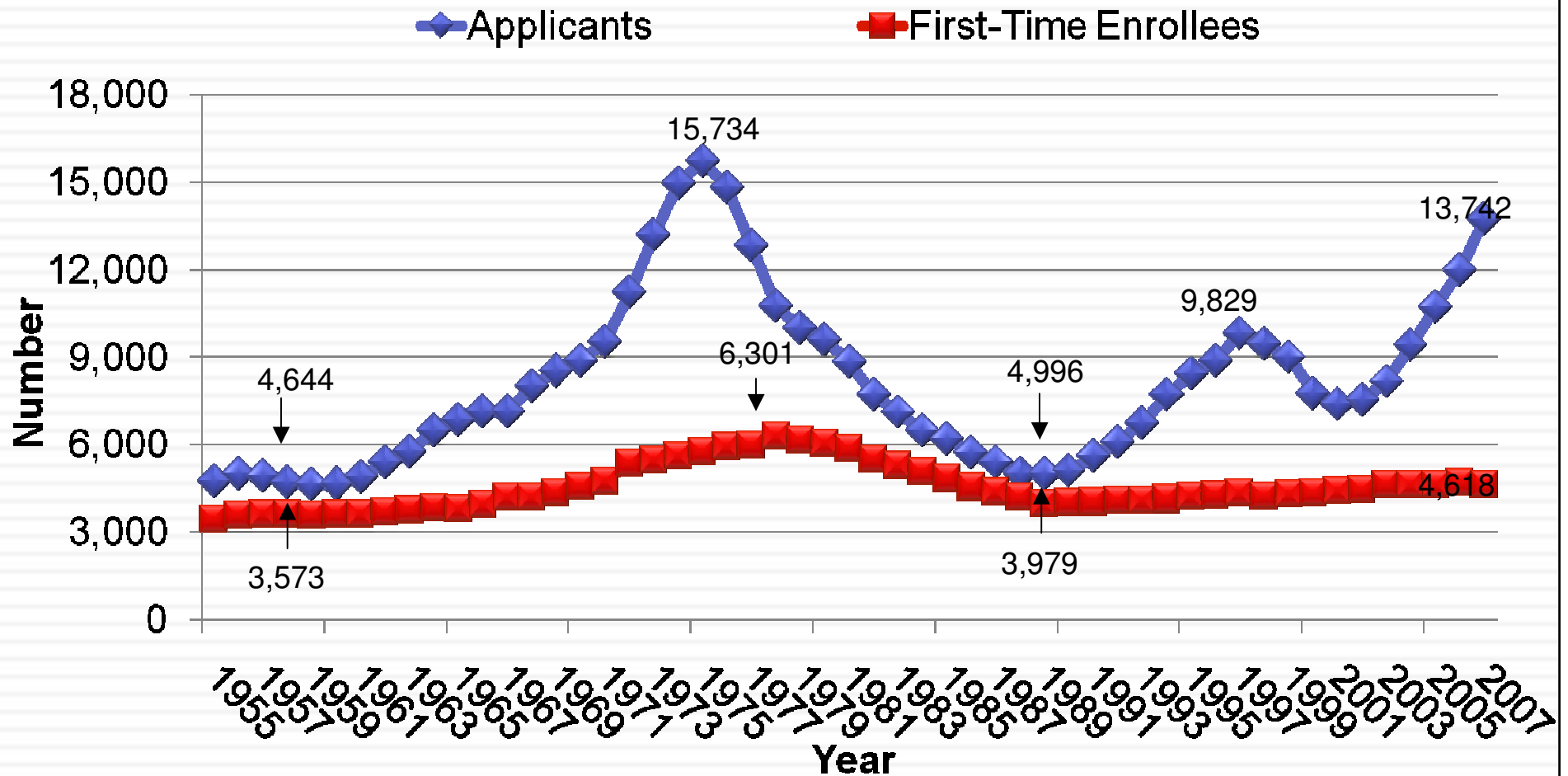
American Dental Education Association



# U.S. Dental School Applicants and First-Year Enrollment Trends 1955 - 2007



American Dental Education Association



Source: American Dental Education Association, Applicant Analysis Survey

# Closings and Openings of Dental Schools\*

American Dental Education Association

- ▣ 1982 and 2000: seven dental schools closed
- ▣ Class sizes at many remaining schools were reduced
- ▣ 6,300 dental graduates in 1977
- ▣ 3,979 dental graduates in 1989
- ▣ ~4,700 dental graduates in 2008

\*Numbers are approximate

# Closings and Openings of Dental Schools\*

American Dental Education Association

- ✧ 4 accredited dental schools have opened since 2000
  - ▣ Nova Southeastern, University of Nevada-Las Vegas, Arizona School of Dentistry and Oral Health, Midwestern University (Arizona Campus)
  
- ✧ 2 new dental schools are seeking accreditation
  - ▣ Western University of Health Sciences, East Carolina University
  
- ✧ 6 new dental schools are under consideration
  - ▣ Arkansas, California, Illinois, Maine, Nevada, Texas
  
- ✧ 12 new schools since 2000, but net increase of only 5 compared to 1982
  - ▣ 7 of these are associated with universities that have osteopathic medical schools

# Observations

American Dental Education Association

- ✧ Increases in the U.S. dentist workforce are not consistent with increases in the U.S. population
- ✧ Closure of dental schools and reductions in class sizes between 1982 and 2000 are having a long-term impact on the U.S. dentist workforce



# Observations

American Dental Education Association

- ✧ The effect of the openings of new dental schools will be in the long-term and not the short-term
- ✧ There are definite trends reflecting increasing percentages of women and under-represented minorities in the U.S. dentist workforce



American Dental Education Association

**THANK YOU**