



SAFETY+JUSTICE CHALLENGE

An initiative to reduce over-incarceration by changing the way America thinks about and uses jails

Goals of the SJC



Change in public perception



Fewer people incarcerated



Increase in number of jurisdictions undertaking reform



More fair, just, and equitable use of jails

MacArthur Foundation



Network

Technical Assistance
Performance Measurement
Peer Learning
Coordination

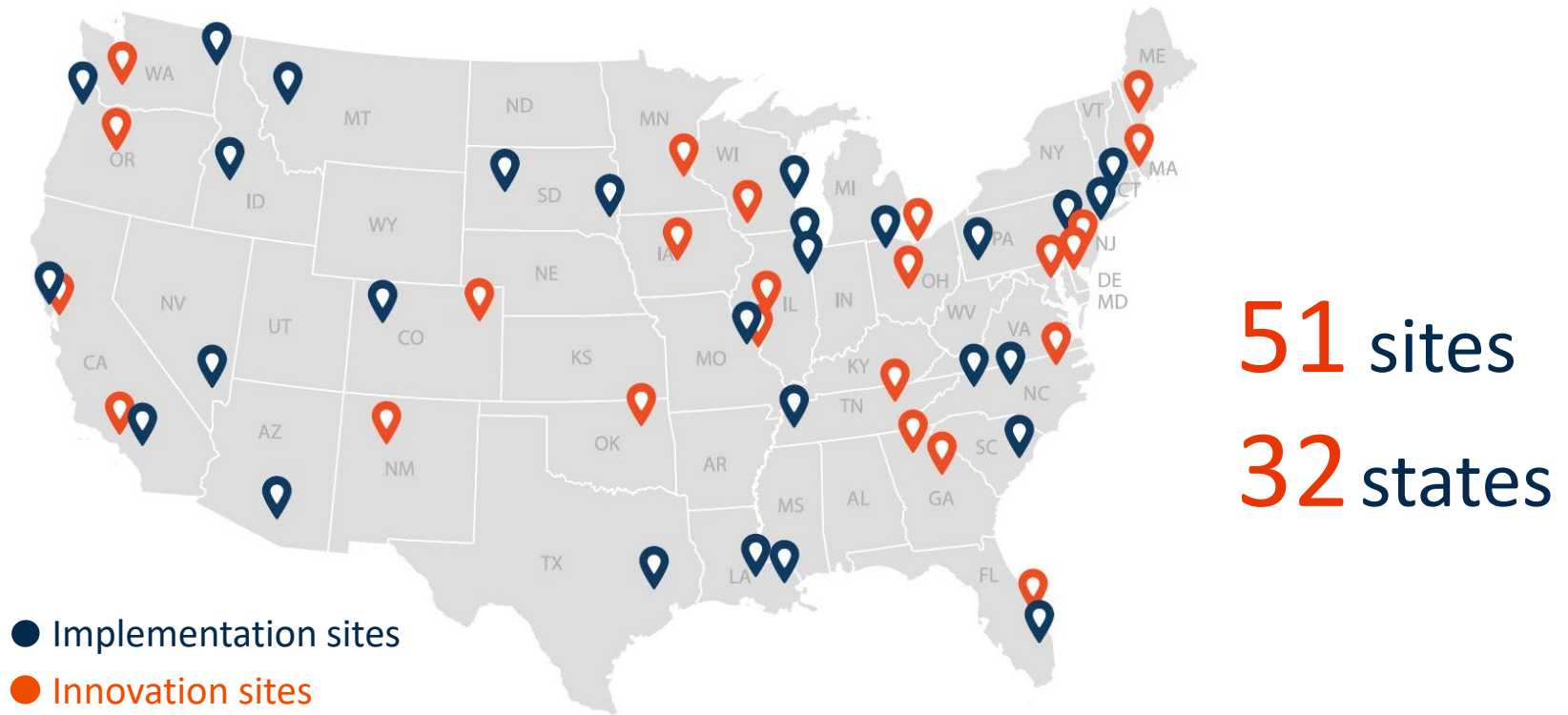
Amplification


Strategic Allies
Messaging
Engagement

Knowledge

Research
Learning
Models

The Network today



A light gray map of the United States serves as a background. Numerous location pins are placed across the map, corresponding to the locations listed in the text. The pins are in two colors: blue and orange. Blue pins are located in states such as ID, CO, PA, MD, NM, FL, NC, NJ, TN, SC, GA, CA, MO, NV, IL, ME, and WI. Orange pins are located in states such as OR, NC, LA, OH, GA, TX, MN, IL, CA, OH, NC, WI, SD, MT, OR, LA, NY, MA, FL, AZ, IA, MO, IL, CA, TN, WA, and OK.

Ada County, ID
Adams County, CO
Allegheny County, PA
Baltimore City, MD
Bernalillo County, NM
Broward County, FL
Buncombe County, NC
Camden County, NJ
Campbell County, TN
Charleston County, SC
City of Atlanta, GA
City and County of San Francisco, CA
City of Long Beach, CA
City of St. Louis, MO
Clark County, NV
Cook County, IL
Cumberland County, ME
Dane County, WI

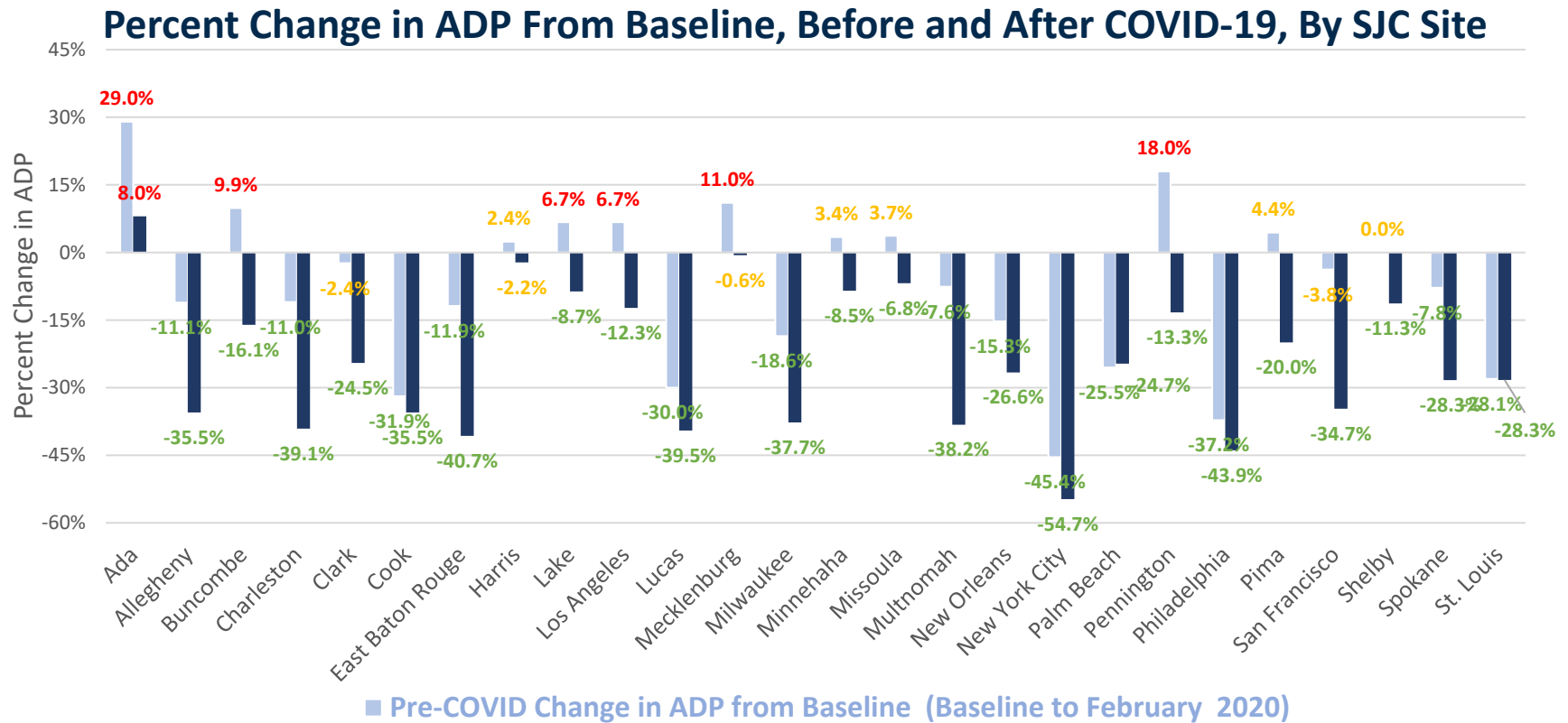
Deschutes County, OR
Durham County, NC
East Baton Rouge Parish, LA
Franklin County, OH
Gwinnett County, GA
Harris County, TX
Hennepin County, MN
Lake County, IL
Los Angeles County, CA
Lucas County, OH
Mecklenburg County, NC
Milwaukee County, WI
Minnehaha County, SD
Missoula County, MT
Multnomah County, OR
New Orleans, LA
New York, NY
Norfolk County, MA

Palm Beach County, FL
Pennington County, SD
Philadelphia, PA
Pima County, AZ
Polk County, IA
St. Louis County, MO
Sangamon County, IL
Santa Clara County, CA
Shelby County, TN
Spokane County, WA
The State of Connecticut
State of Delaware
Summit County, OH
Tulsa County, OK
Yakima County, WA

Sites implemented many jail population reduction measures through the SJC, going further at the onset of the pandemic.

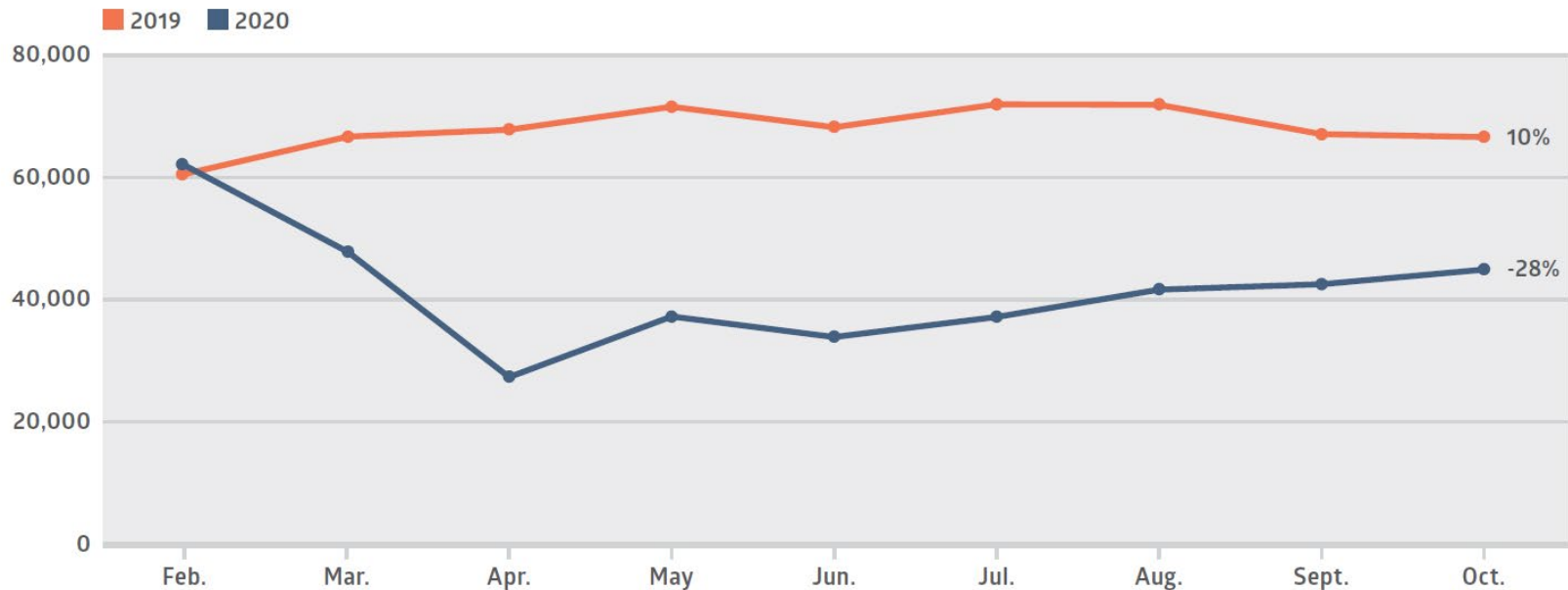
Arrest	Case Processing	Pretrial Release	Probation/ Parole	Release of Sentenced Population	Reentry/ Community Support
Increase cite & release	Reduce continuances Limit or postpone certain hearings and trials	Release NV defendants on PR bonds and/or pretrial supervision Public defenders at first appearance	Use alternative sanctions for technical violations Expedite violation processing/reduce detainer LOS	Depopulation Court Order for sentenced individuals based on percentage of sentence served	Provide discharge planning Linkage with wraparound services
Resolve situations in the field to reduce arrests	Suspend specialty courts or continue remotely or by video Prosecutorial diversion	Implement policies to release more people at initial appearance Jail population review teams	Release technical violators from jail Stop filing technical violations	Depopulation Court Order for sentenced individuals with underlying medical and mental health conditions	Temporary self-isolation
Institute summons for non-violent misdemeanor arrests and non-violent low-level felony charges	Prioritize arraignments and preliminary hearings for in-custody defendants	Reassess bail and prioritize for release people likely to be sentenced to time served or probation, and the medically infirm	Suspend drug testing Release from supervision/change to virtual supervision		

Many sites significantly reduced their jail populations prior to COVID-19, and reductions were even more dramatic following the pandemic.

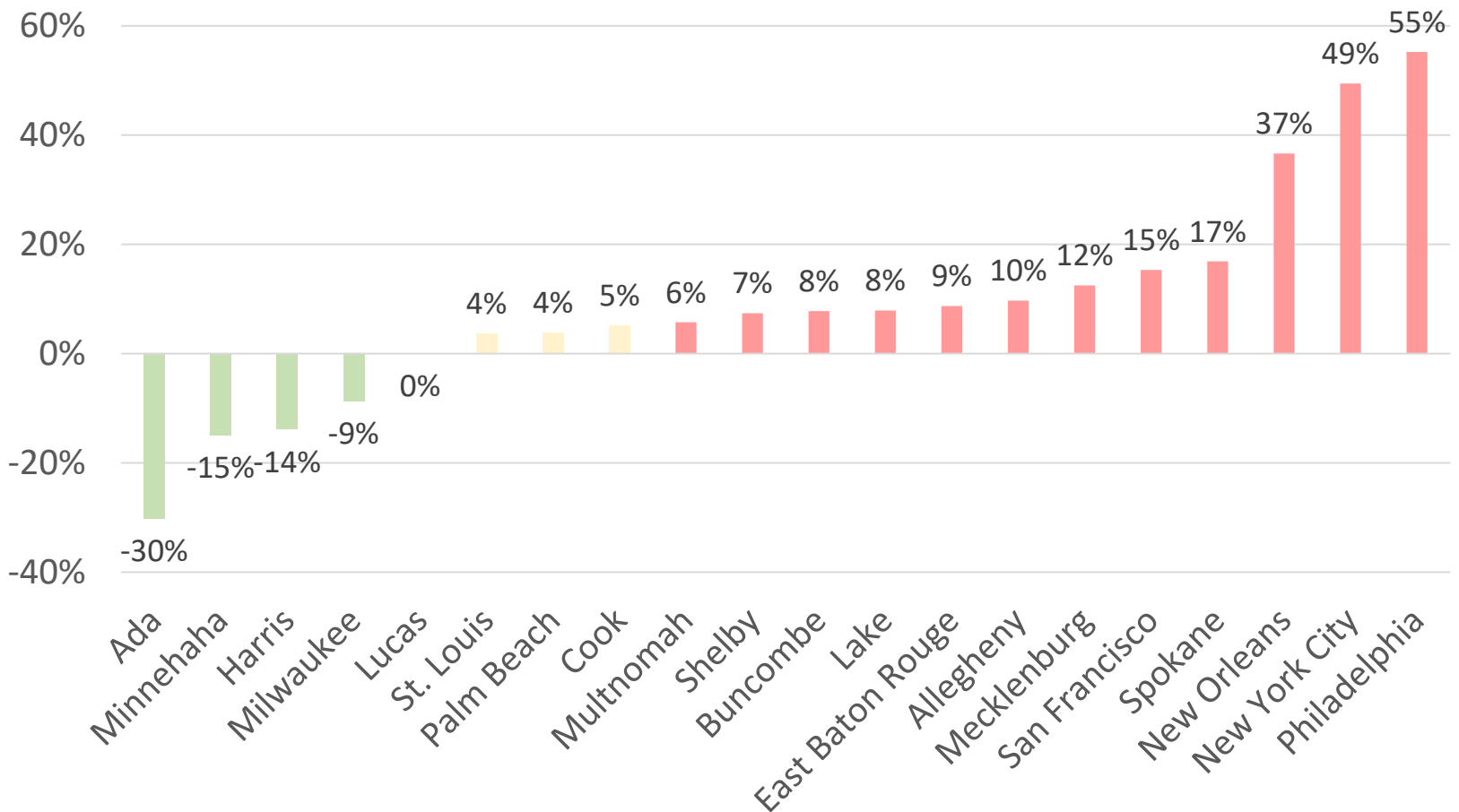


At the onset of the pandemic, jail population reductions were driven mostly by a substantial drop in bookings.

Bookings For All Sites By Month, 2019 Versus 2020



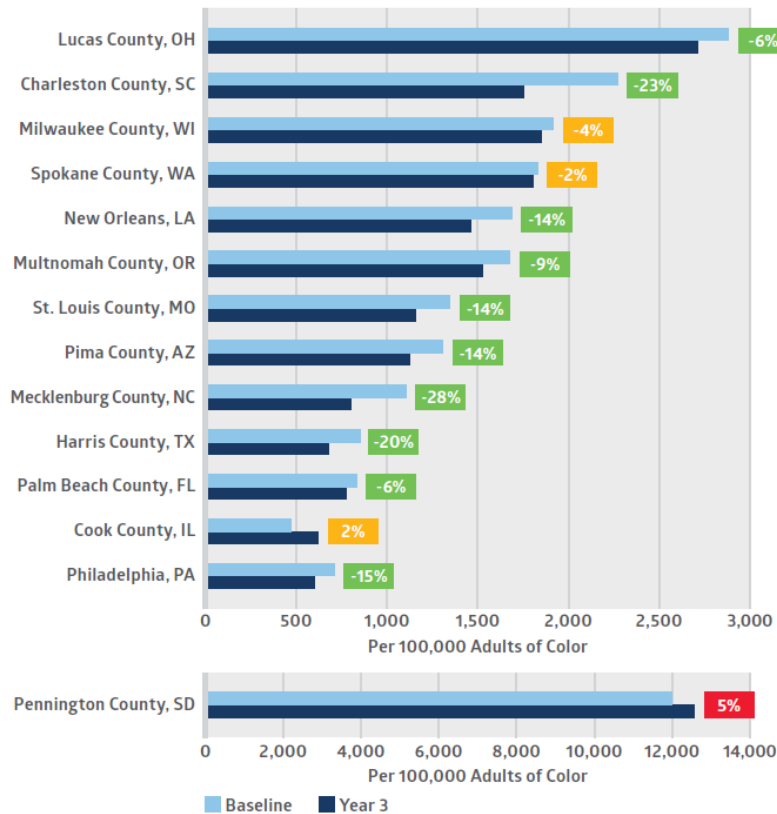
Percent Change in Black-White RRI by Site, February 2020 to January 2021



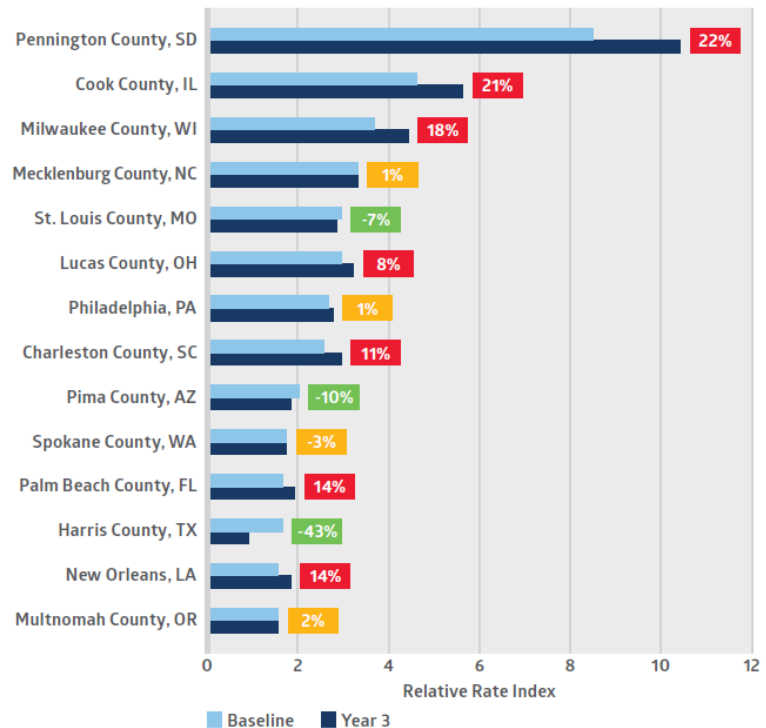
Note: Clark and Charleston did not report January 2021 data.

Outcomes for People of Color have improved, but disparities persist, especially for bookings.

Booking Rates* for People of Color

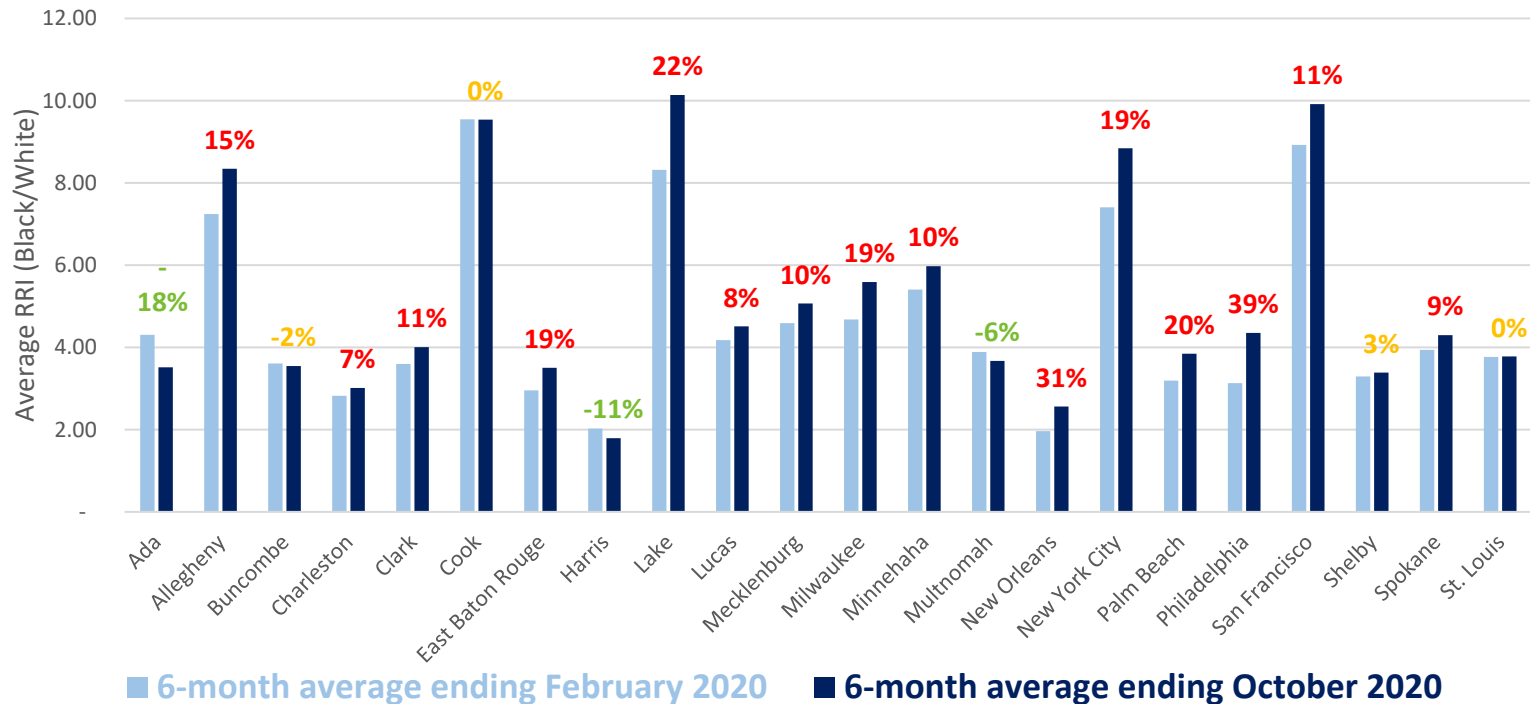


Relative Rate Index** for People of Color



Racial and ethnic disparities persisted or worsened in many sites between February and October, especially for Black People.

Relative Rate Index (RRI) in Bookings for Black and White People – Before and After COVID-19



Label = % change in RRI between February and October

What we've learned



Law enforcement and
the point of arrest



Potential of jail
population reduction



Challenges of meaningful
community engagement



Depth and complexity
of societal systems



Elusiveness of standardized
and reliable data

Future efforts

**Centering
EQUITY**

**Engaging
COMMUNITIES**

**Transforming
SYSTEMS**