



Asian American Quality of Life (AAQoL)

Yuri Jang, Ph.D.

Professor and Senior Scientist

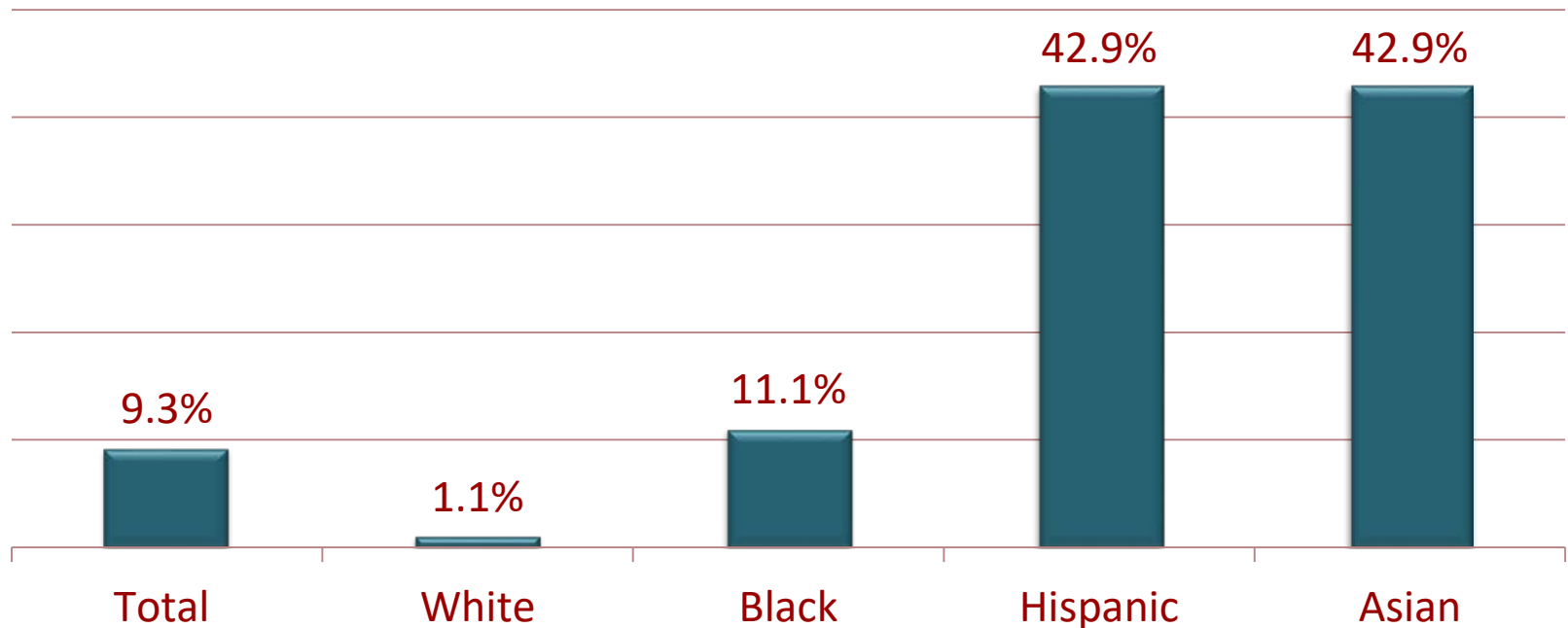
USC Edward R. Roybal Institute on Aging

USC Suzanne Dworak-Peck School of Social Work





Growth Rate of the U.S. Population: 2000–2010



Source: 2010 U.S. Census



Model Minority Myth

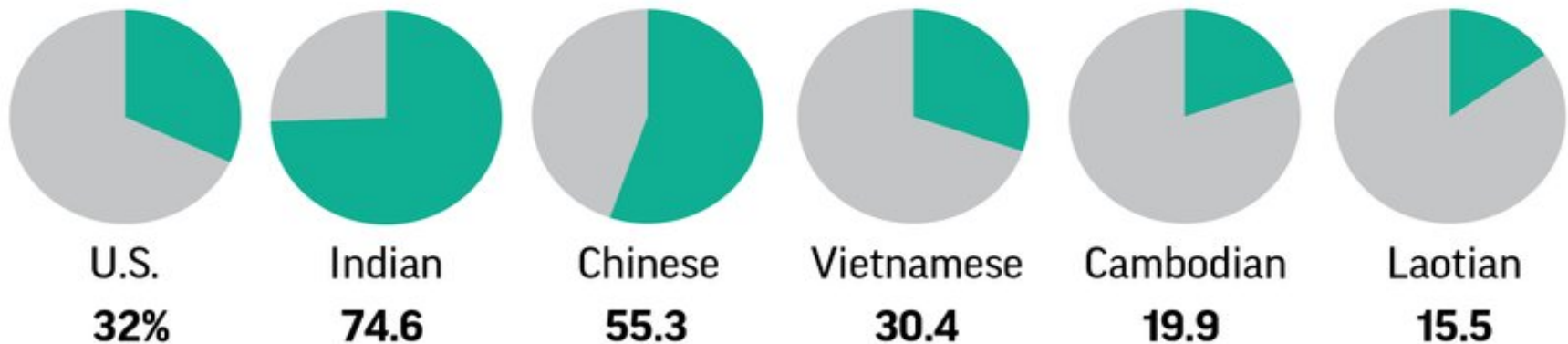
- Asian Americans are well-educated, healthy, self-sufficient, and problem-free model minorities???



Demystifying the model minority myth

Overall, Asian-Americans are better educated than the general U.S. population, but there are large disparities within the group.

Bachelor's degree or higher



SOURCE: U.S. Census Bureau, 2017 American Community Survey

AP



Model Minority Myth

- Sampling artifact in national surveys
 - English as a primary survey language
 - Exclusion of people with linguistic barriers


Exemplary Datasets that Include Asian Americans



	# of Asians	Asian Language
Medical Expenditure Panel Survey (MEPS)	~2000	X
National Health Interview Survey (NHIS)	~3000	X
California Health Interview Survey (CHIS)	~4000	O
National Latino and Asian American Study (NLAAS)	~2000	O
National Epidemiological Survey on Alcohol and Related Conditions (NESARC)	~900	X
National Health and Aging Trends (NHATS)	~200	X
National Survey on Drug Use and Health (NSDUH)	~2000	X



“LOW-HANGING FRUIT”





dreamstime.com



**ASIAN
AMERICAN
QUALITY OF LIFE**

Search

Translate

About

AsianLifeATX

Conversations

Documents

Partners

Contact



Community Conversations

Join a community dialogue or host a small-group conversation with family or friends.

Global Heritage. Locally Lived.

Asian Americans represent the fastest growing demographic group in greater Austin. Through the Asian American Quality of Life project, the City of Austin seeks to improve the well-being of Asian Americans in the Austin area.

Did you take the survey?

Subscribe to our mailing list

email address

Subscribe

Link available at <https://www.austintexas.gov/department/aaqol>



Top Three States with the Largest Asian American Population

	Proportion in the Asian Population	Percent Increase between 2000 and 2010
1. California	33.1%	33.7
2. New York	9.7%	35.1
3. Texas	6.6%	72.4

Source: 2012 U.S. Census



Asian American Quality of Life (AAQoL)

- Target population:
Asian American
residents in Austin
(aged 18+)





Culturally and Linguistically Sensitive Approach

- Asian language versions of the survey
- Research personnel (e.g., recruiter and survey assistant) who share the same culture and language of the target population
- Community partnerships





Survey Questionnaire

- English
- Chinese (traditional and simplified versions)
- Korean
- Vietnamese
- Hindi
- Gujarati
- Tagalog



- Asian American Quality of Life
- 亞裔美國人生活品質調查
- 亚裔美国人的生活品质调查
- 아시아인의 삶의 질 연구
- Nghiên cứu chất lượng cuộc sống của người Châu Á
- एशियाई अमेरिकी रहन की गुणवत्ता
- એશિયન-અમેરિકન ની જીવન-ગુણવત્તા-કક્ષા
- Kalidad ng Buhay ng mga Asyano-Amerikano

Austin Asian Community Resource Database (AACRD)





Austin Asian Community Resource Database (AACRD) ☆								
File Edit View Insert Format Data Tools Add-ons Help All changes saved in Drive								
fx Asian American Cultural Center								
	A	B	C	D	E	F	G	H
1		Services	Address	Suite #	City	Zip Code	Phone	Website
2	Asian American Resource Center (AARC)	City resources	8401 Cameron Road		Austin, TX	78754	(512) 974-1700	http://austintexas.gov/aarc https://www.facebook.com/aarcabx
3	Asian American Cultural Center	Education	11713 Jollyville Rd		Austin, TX	78759	(512) 336-5069	http://www.asianamericancnc.com/
4	Asahi Imports	Business-Grocery	6105 Burnet Rd.		Austin, TX	78757	512.453.1850	http://asahi-imports.com/
5	Asia Market Austin	Business-Grocery	8650 Spicewood Springs Rd	#115	Austin, TX	78759	512-331-5780	http://www.asiamarketaustin.com/
6	MT Supermarket	Business-Grocery	10901 N Lamar Blvd		Austin, TX	78758	(512) 454-4804	http://mtsupermarket.com/
7	International Foods	Business-Grocery	1131 N Lamar Blvd.		Austin, TX	78753	(512) 491-8282	internationalfoodaustin.com
8	Sarah's Mediterranean Grill and Market	Business-Grocery	5222 Burnet Rd.	500	Austin, TX	78756	512.419.7605	http://www.sarahsmediterranean.com/
9	Asian Community & Education Foundation	Social services	PO Box 200882		Austin, TX	78720		http://www.austinafoundation.org/
10	Asian Family Support Services of Austin (AFSSA, formerly SAHELI)	Social services	PO Box 16254		Austin, TX	78761	(877) 281-8371	http://www.saheli-austin.org/d6/
11	Asian Real Estate Association of America (AREAA)	Social services	1801 S MoPac Expressway	100	Austin, TX	78746		http://www.areaa.org/austin/ ; https://www.facebook.com/AREAAAUS
12	Asia Store	Business-Others					(212) 327-9217	http://asiastore.org/
13	Bambu Dessert & Drinks	Business-Others	10901 N. Lamar Blvd	A-120	Austin, TX	78753	512-832-8886	https://www.facebook.com/BambuAustin http://www.drinkbambu.com/
14	Chau Tran Agency	Business-Others	10901 N. Lamar Blvd	B-202	Austin, TX	78753	(512) 490-1609	http://www.farmersagent.com/ctran3



THỊ MỸ THANH CHÀO QUÝ KHÁCH



龍比受更有福
吉星高照





FROZEN FOODS

24 Mantra.
Pure, sure
and all things
Organic.

Munch on Asian
mazzadar from
Kathi Rolls!

THE UNIVERSITY OF
TEXAS
SCHOOL OF SOCIAL
WORK

**ASIAN
AMERICAN**
QUALITY OF LIFE

**GLOBAL HERITAGE.
LOCALLY LIVED.**

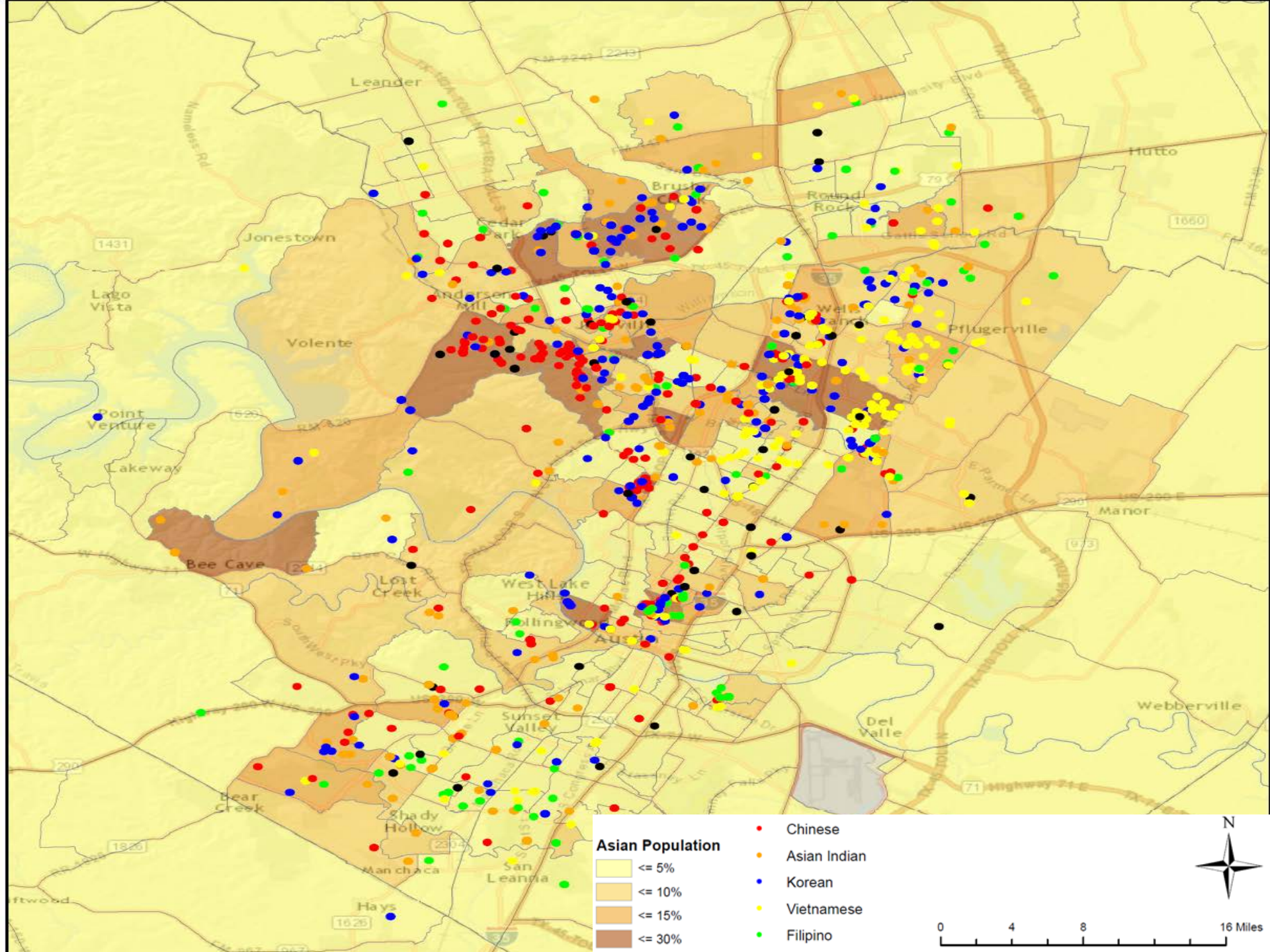




- Final Sample Size = 2,609
 - 640 Chinese
 - 574 Asian Indians
 - 471 Koreans
 - 513 Vietnamese
 - 265 Filipinos
 - 146 Asians of other ethnic backgrounds



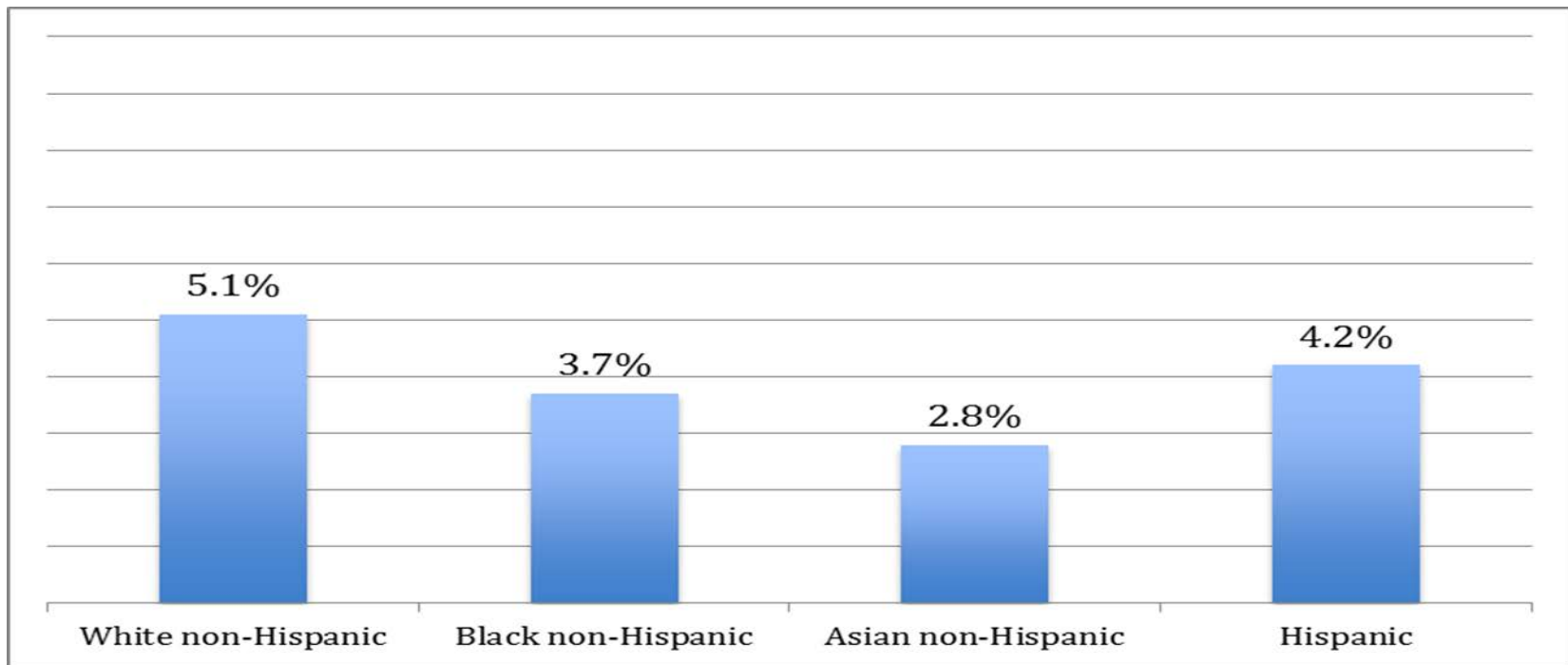
Survey language	N	%
English	1,345	51.5
Traditional Chinese	215	8.2
Simplified Chinese	229	8.8
Korean	371	14.2
Vietnamese	365	14.0
Hindi	12	0.5
Gujarati	58	2.2
Tagalog	14	0.5





Unmet Healthcare Needs

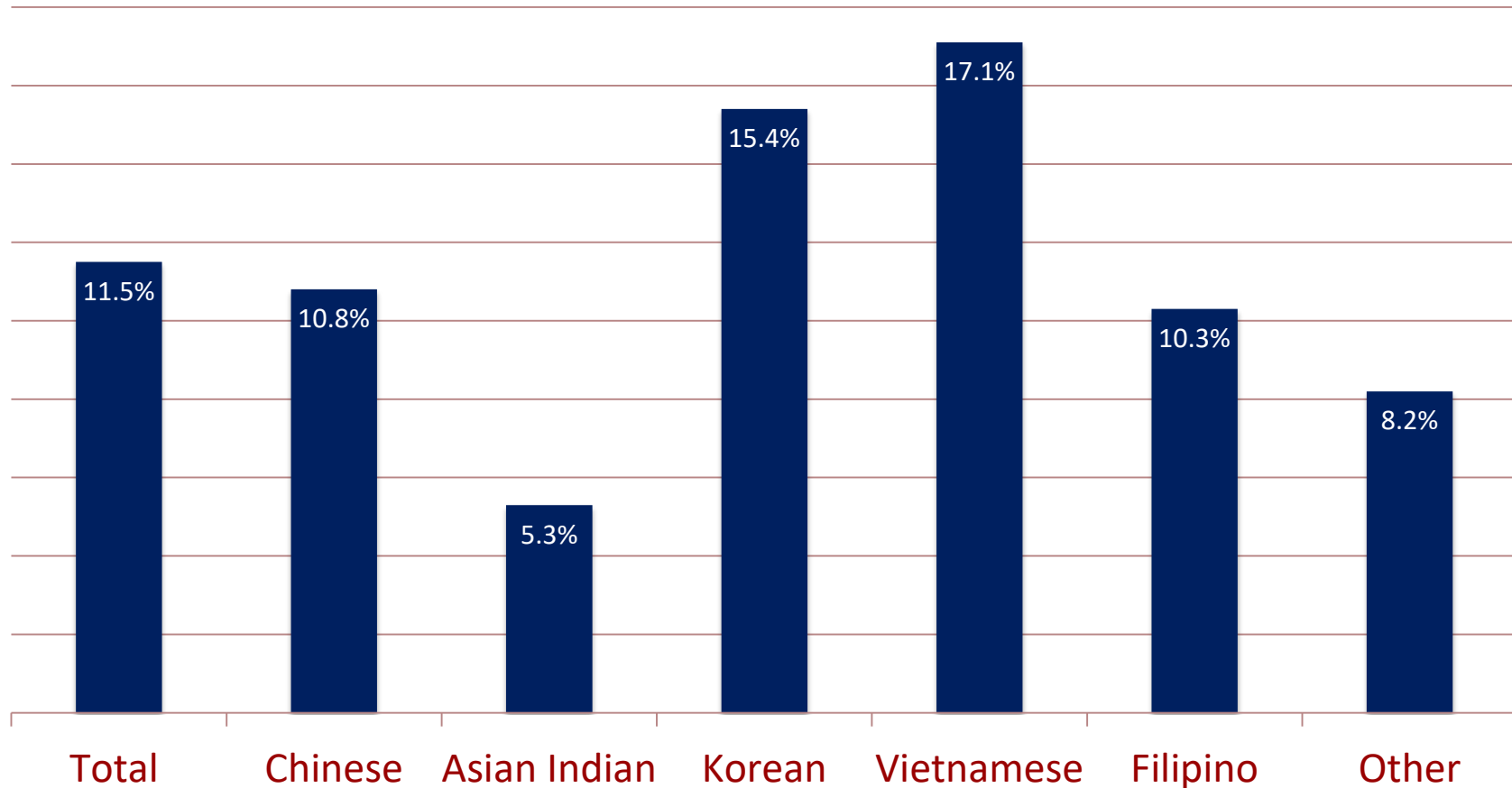
- “Was there a time in the past 12 months when you needed medical care but could not get it?”



Source: Medical Expenditure Panel Survey (MEPS)

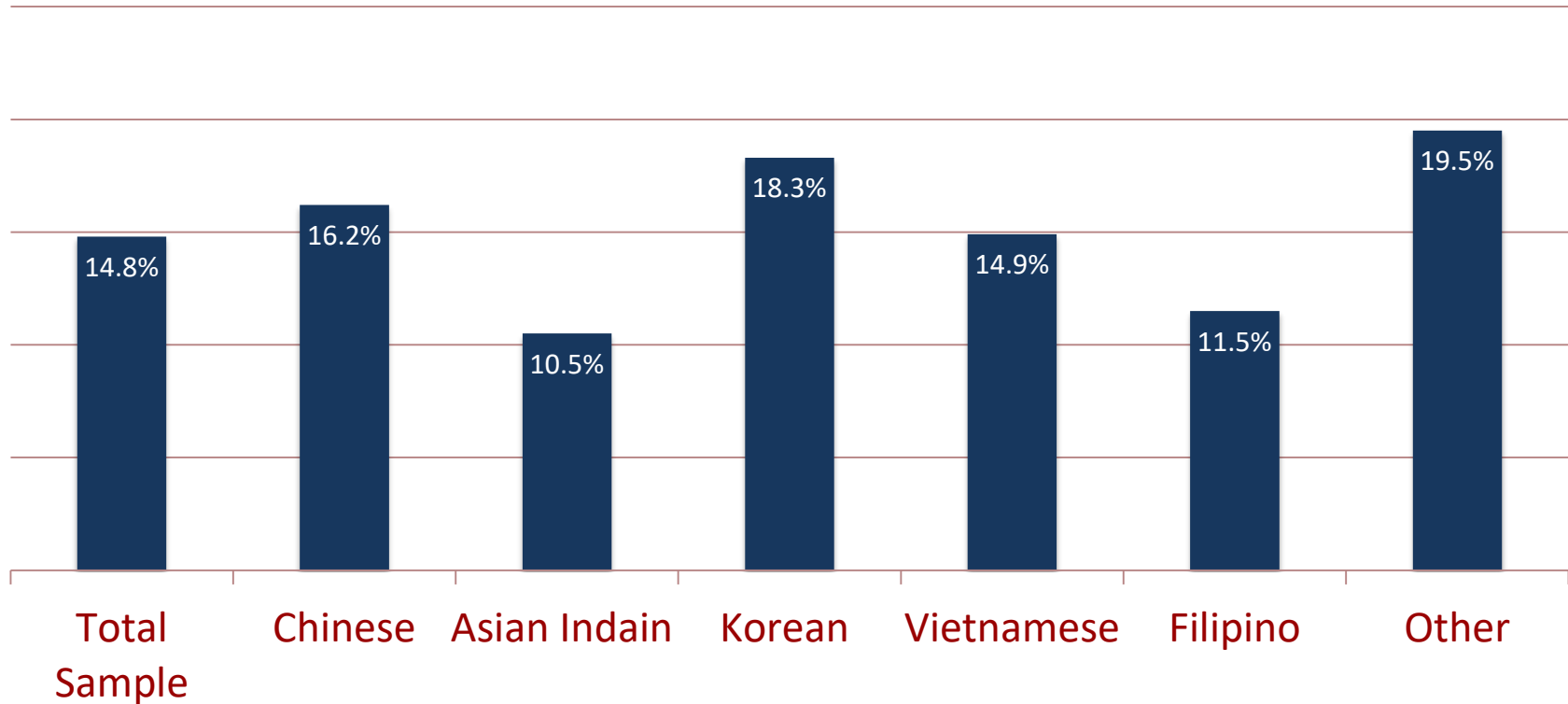


Unmet Healthcare Needs in the AAQoL Survey





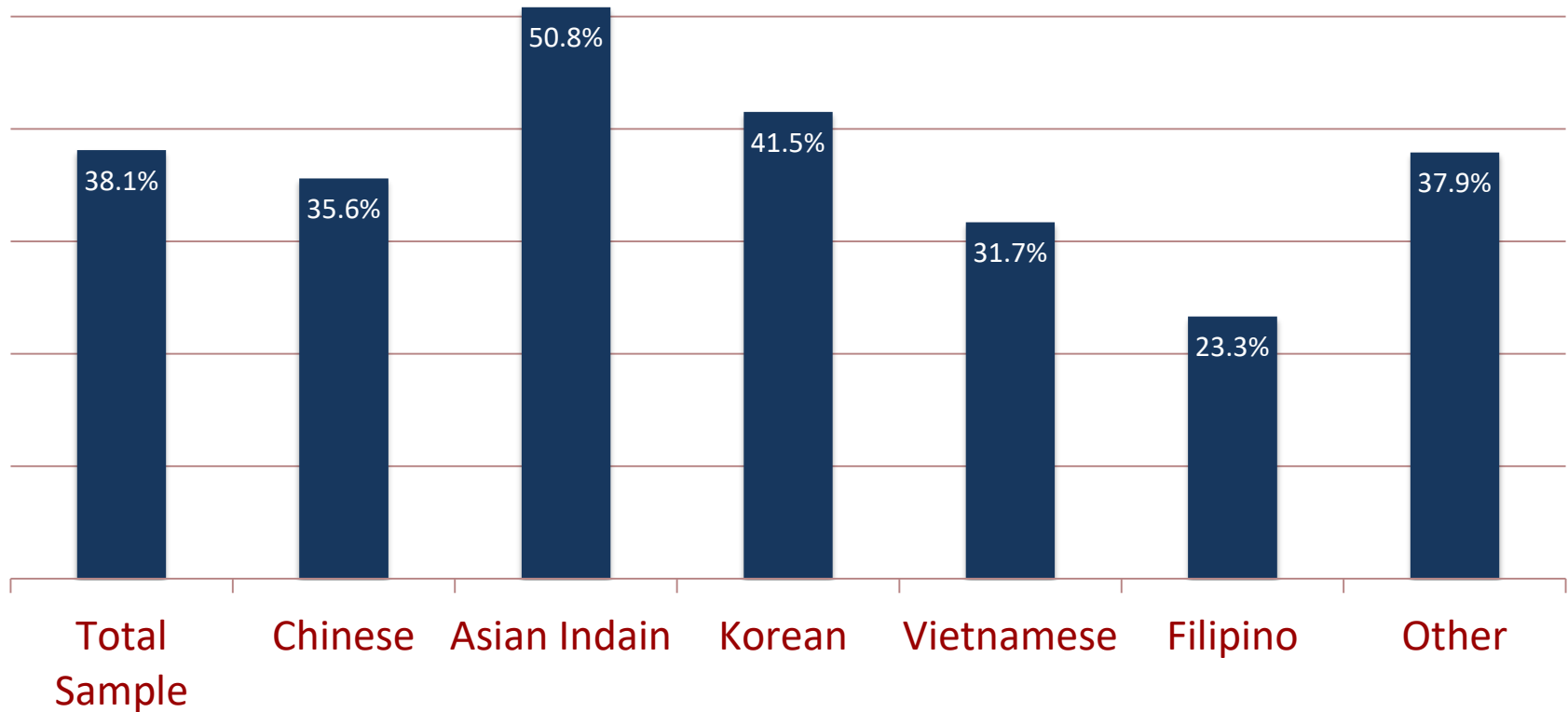
No Health Insurance



Cf. **11.5%** in the U.S. general population (NHIS)



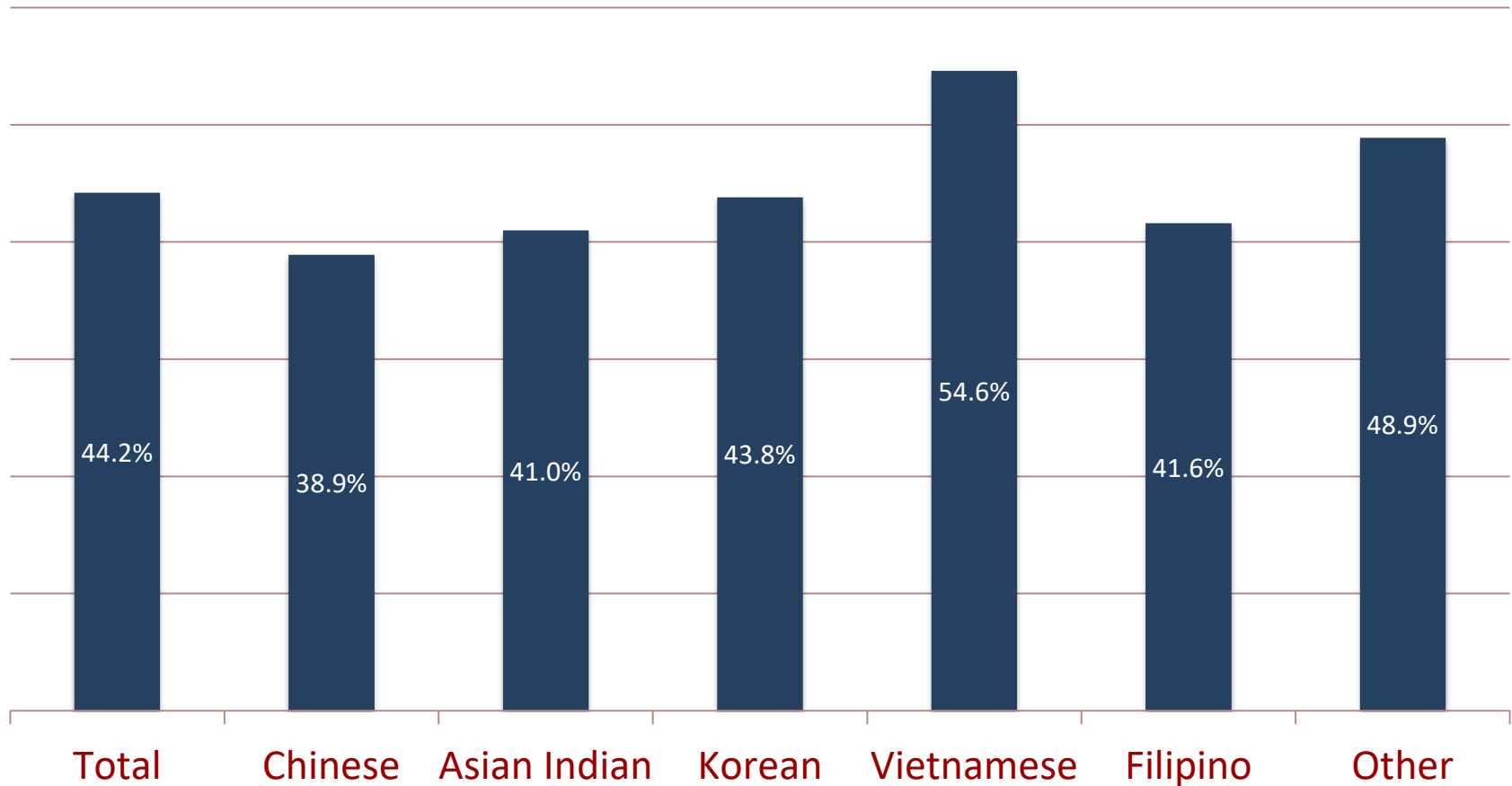
No Usual Place for Care



Cf. **22%** in the U.S. general population (NHIS)



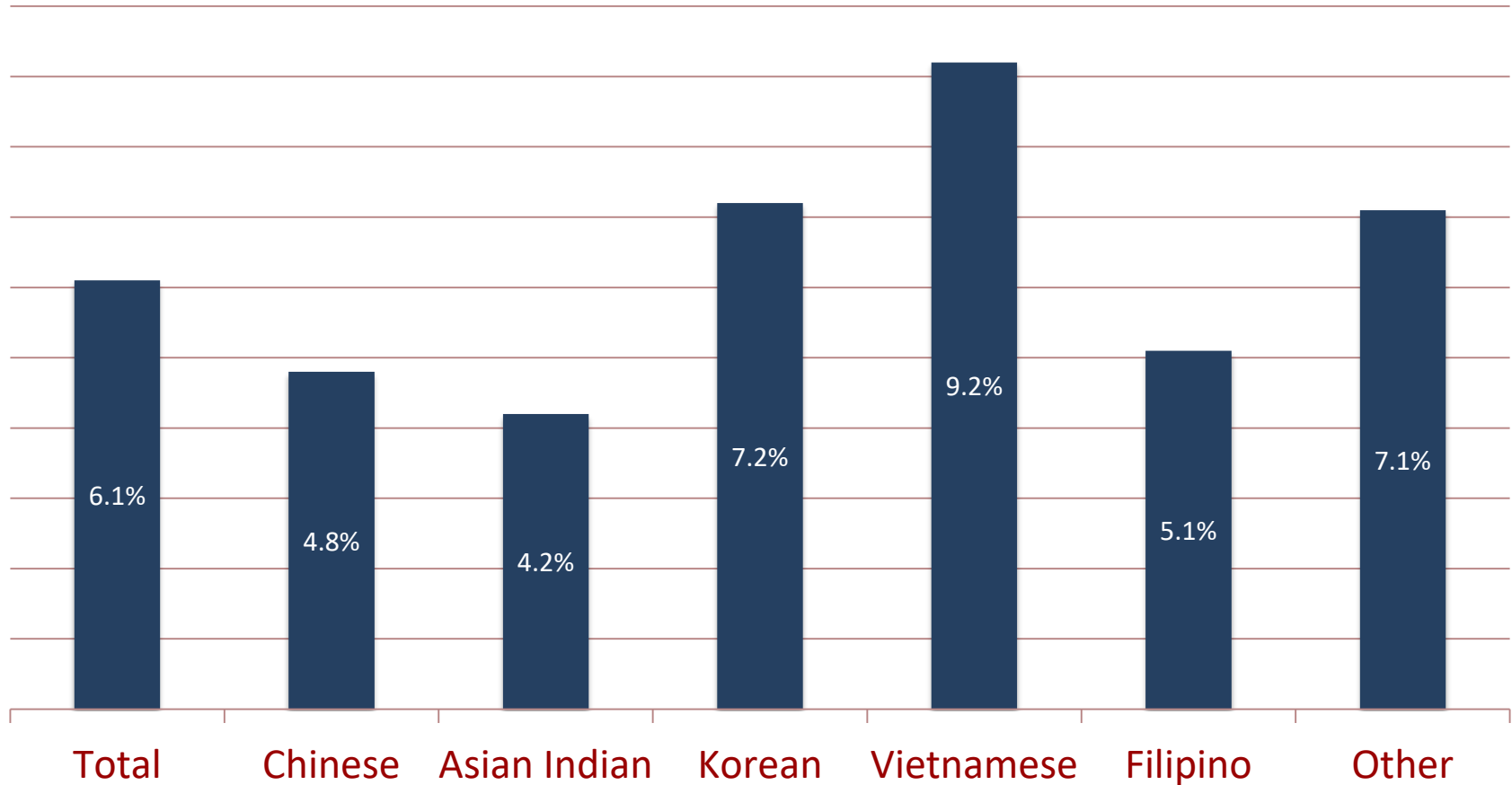
Mental Distress (Kessler 6 \geq 6)



Cf. **15%** in the U.S. general population (NHIS)

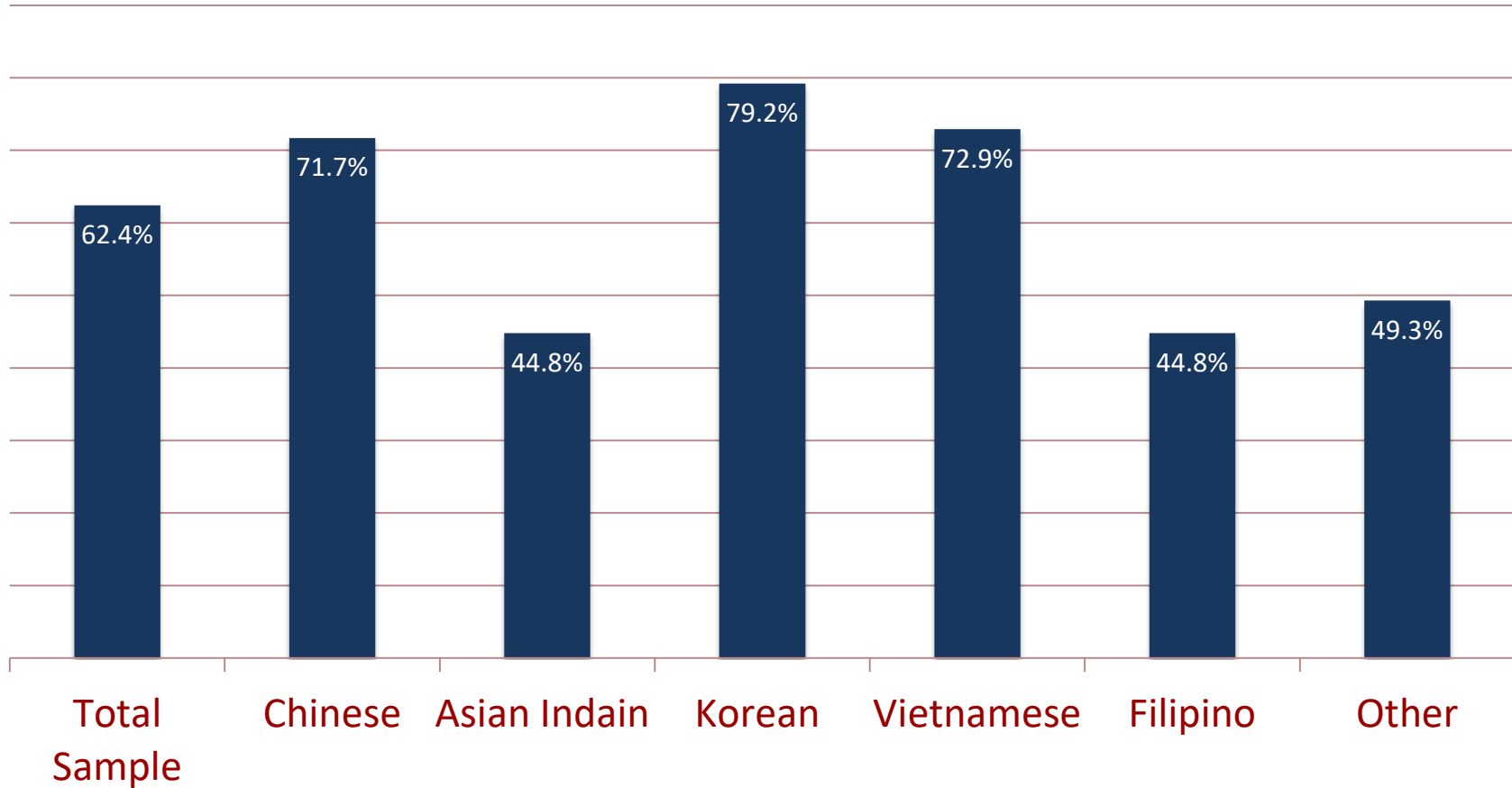


Serious Mental Illness (Kessler 6 \geq 13)



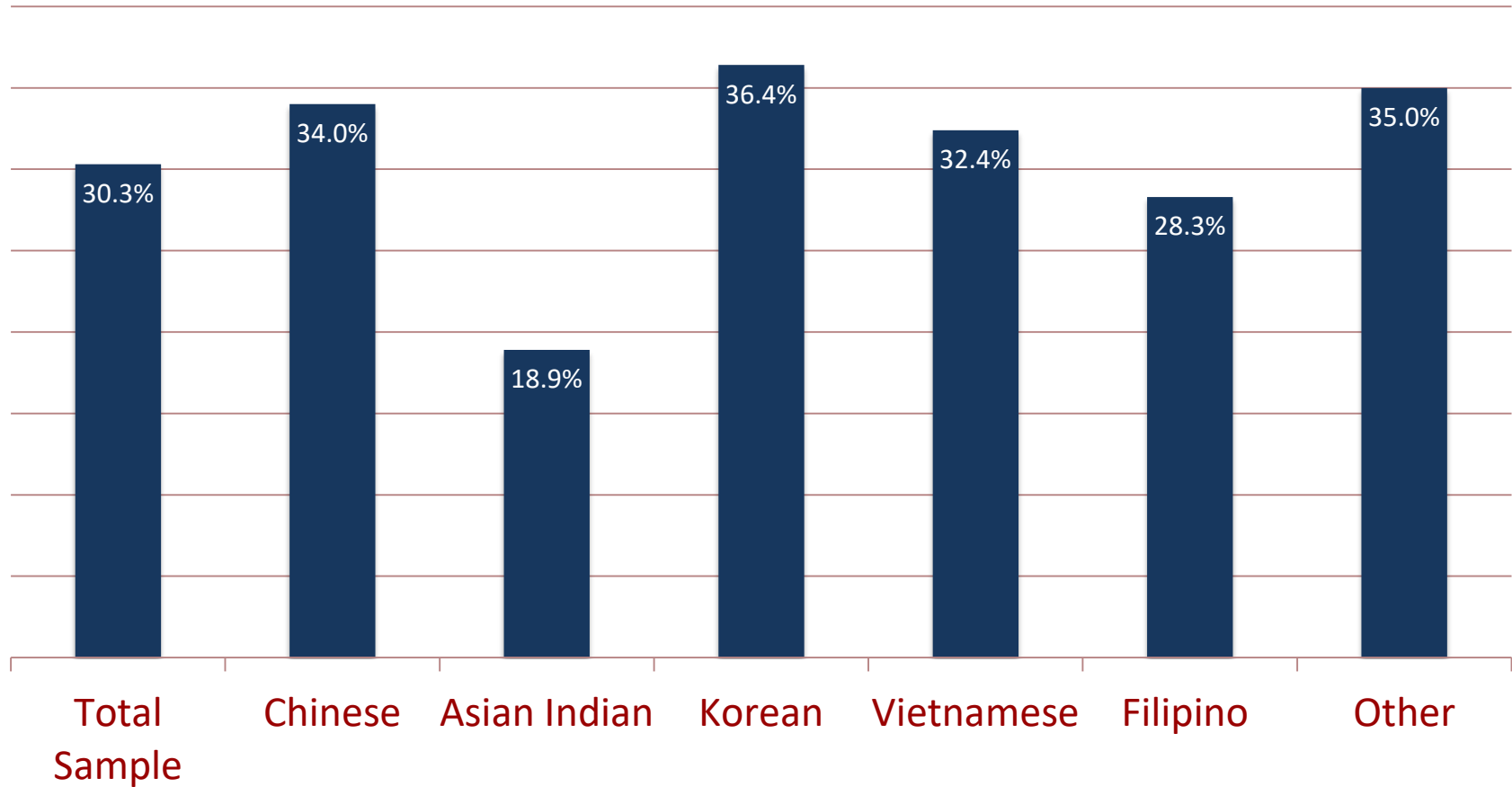
Cf. **3.1%** in the U.S. general population (NHIS)

Limited English Proficiency (LEP)



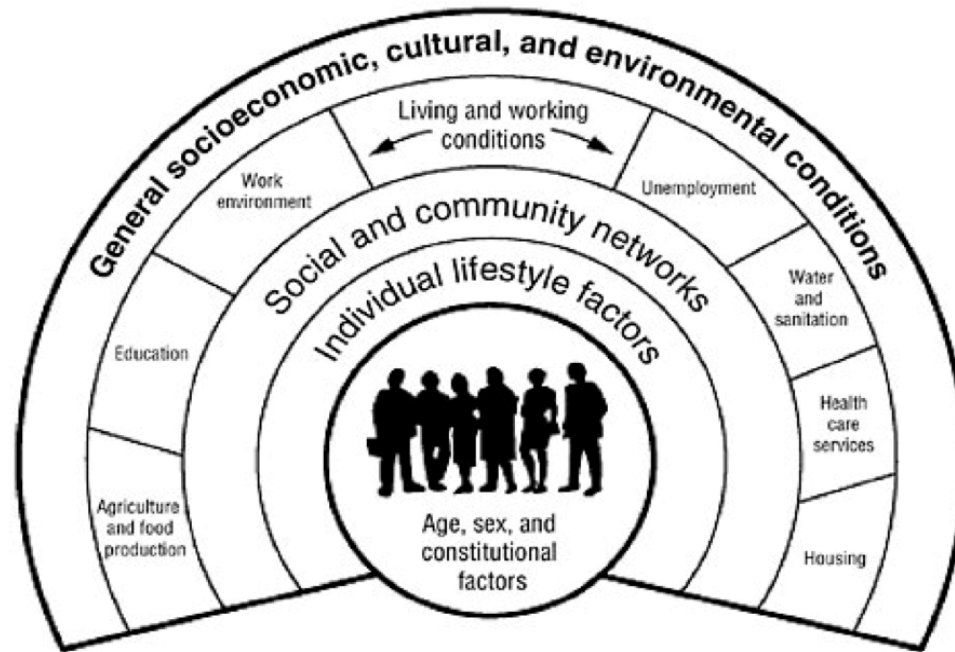


Perceived Discrimination





Social Determinants of Health

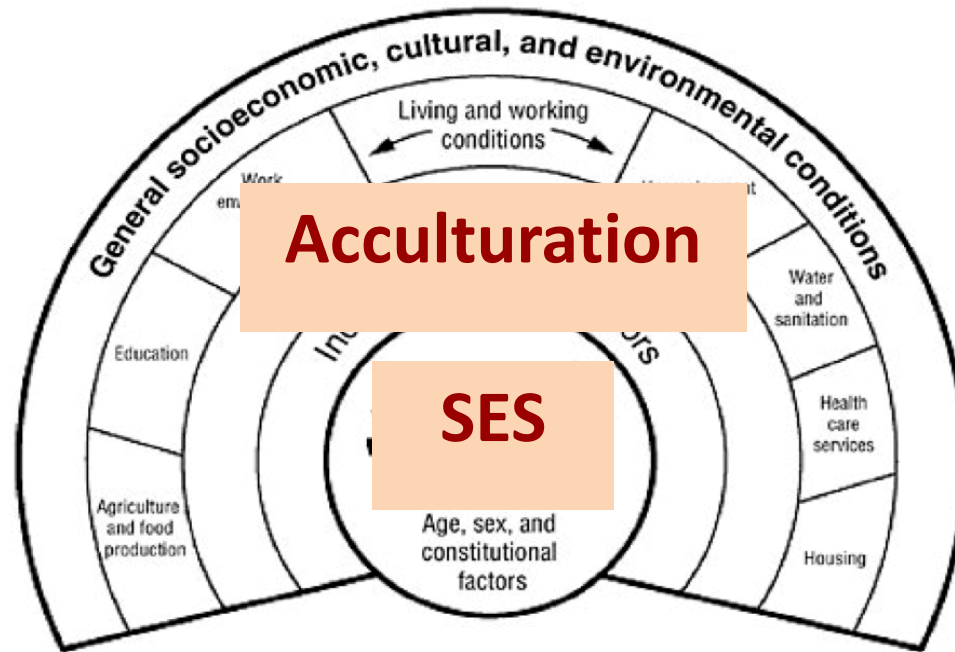


Reference: Institute of Medicine. (2003). The Future of the Public's Health in the 21st Century. Washington, D.C.: National Academies Press.

Original source: Dahlgren G, Whitehead M. 1991. Policies and Strategies to Promote Social Equity in Health. Stockholm, Sweden: Institute for Futures Studies.



Social Determinants of Health



Reference: Institute of Medicine. (2003). The Future of the Public's Health in the 21st Century. Washington, D.C.: National Academies Press.

Original source: Dahlgren G, Whitehead M. 1991. Policies and Strategies to Promote Social Equity in Health. Stockholm, Sweden: Institute for Futures Studies.



- **Acculturation**

- Elements of Acculturation

- Language, food consumption, social relation, sense of belonging, familiarity with culture

- Multidimensions of Acculturation

- Host and heritage cultures

- Acculturation vs. Acculturative stress

- Acculturation in Contexts



Other Factors to Consider

- Social network
- Family solidarity
- Ethnic identity
- Community social cohesion



Research into Practice

“Knowing is not enough; we must apply. Willing is not enough; we must do.”

Gothe (1749-1832)





Acknowledgement

- The support for data collection was provided by the City of Austin's Asian American Quality of Life initiative (Contract No. 26-8275-39, PI: Yuri Jang, Ph.D.).
- A list of AAQoL publications is available at <https://www.austintexas.gov/departments/aaqol>

