



LGBTQ youth in state systems:

what if an intersectional lens led to an
"additive oppressions" model?

Bianca D.M. Wilson, PhD

Rabbi Barbara Zacky Senior Scholar of Public Policy

Williams Institute, University of California Los Angeles, School of Law

Presentation for the National Academic of Sciences- BDM Wilson, UCLA


Williams Institute

2/13/2019

1

What do we mean by State Systems?

- Education
- Libraries
- Hospitals/DMH
- Other Public Benefit Offices (Medicaid, employment, food insecurity, etc)
- DCFS and/or Child Protective Services (CPS)
- Juvenile courts
- Detention facilities/jails/prisons
- Law enforcement
- Homeless youth drop-in centers
- Overnight shelters



LGBTQ Youth and Criminalization

Methods

- Data Source:

- 2012 National Survey of Youth in Custody (NSYC-2)
- administered through touch-screen-audio-assisted-computer-self-interviewing (TACASI)

- Sample

- N= 8707
- 326 facilities
- Age:
 - 18 or older (32.2%),
 - 17-years-old (28.3%)
 - 16-years old (22.2%)
 - 15-years-old (11.3%)
 - 14-years-old and younger (5.8%)

- Race/ethnicity:

- Black (41.4%)
- White (36.2%)
- Hispanic (17.2%)
- “other” (5.2%)

- Gender: Do you think of yourself as: male, female, something else, or don't know?"

- Male (91%)
- Female (9%)
- “don't know” or refused to answer (51 respondents)

Measuring Sexual Orientation Status

Sexual Orientation	Straight	“Totally straight (heterosexual)”
	Same-Sex Attracted/MS	Mostly “straight but kind of attracted to people of your own sex”
	Lesbian, Gay, Bisexual	“Bisexual - that is attracted to males and females equally” “Mostly gay (homosexual) but kind of attracted to people of the opposite sex” “Totally gay (homosexual)”

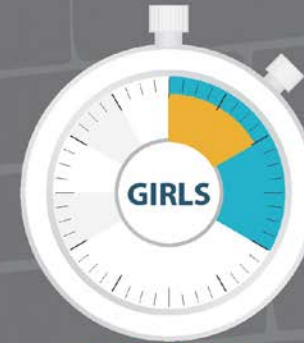
“Which of these best fits how you think of yourself?”

*not included are youth who responded “Not sexually attracted to either males or females; “Don’t know” or refused to answer.

LGB youth were held in custody longer than **heterosexual youth.**



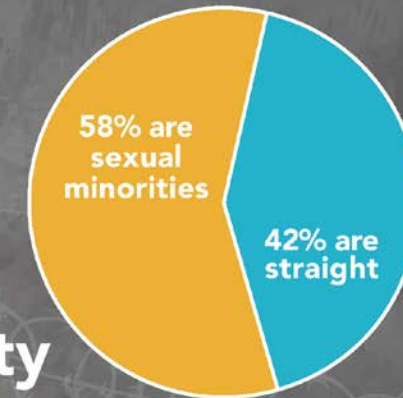
LGB 33.6%
Straight 19.5%
in custody for 1+ years



LGB 17.0%
Straight 9.1%
in custody for 1+ years



Sexual minority girls are **disproportionately incarcerated.**



Incarcerated sexual minority girls are **at risk.**



Methods

Target Population

- Out-of-Home Care
- Dual or sole dependency court supervised
- Not in juvenile detention
- 12-21 years old

Sampling Strategy

- Stratified random
- Oversampled 17-21 year olds

Methods

Data Collection

- Computer Assisted Telephone Interview (CATI)
 - Westat Telephone Research Center
 - Landline and mobile numbers
 - Called varying days and times
 - Trained for general and group home specific data collection
 - Interactive Voice Response (IVR)
- N= 786
- 41.8% response rate

Overall Demographics (unweighted)

○ Age

- ~16 years

○ Sex assigned at birth

- ~60% female

○ Race/Ethnicity

- ~85% Latino, Black, or Multiracial

● Placement

- ~75% in kinship care or foster home
- ~12% group home/residential

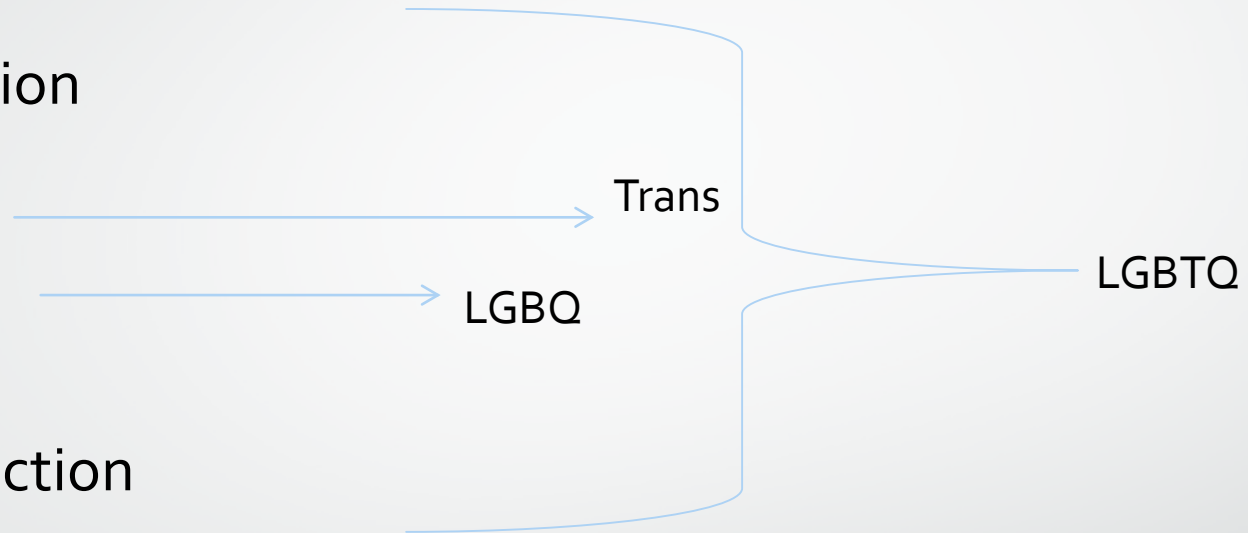
● Place of Birth

- Over 90% born in U.S
- 1/3 with either bio mother or father born outside U.S.

Measuring LGBTQ status and related concepts

- Self-identification

- Gender
- Sexual

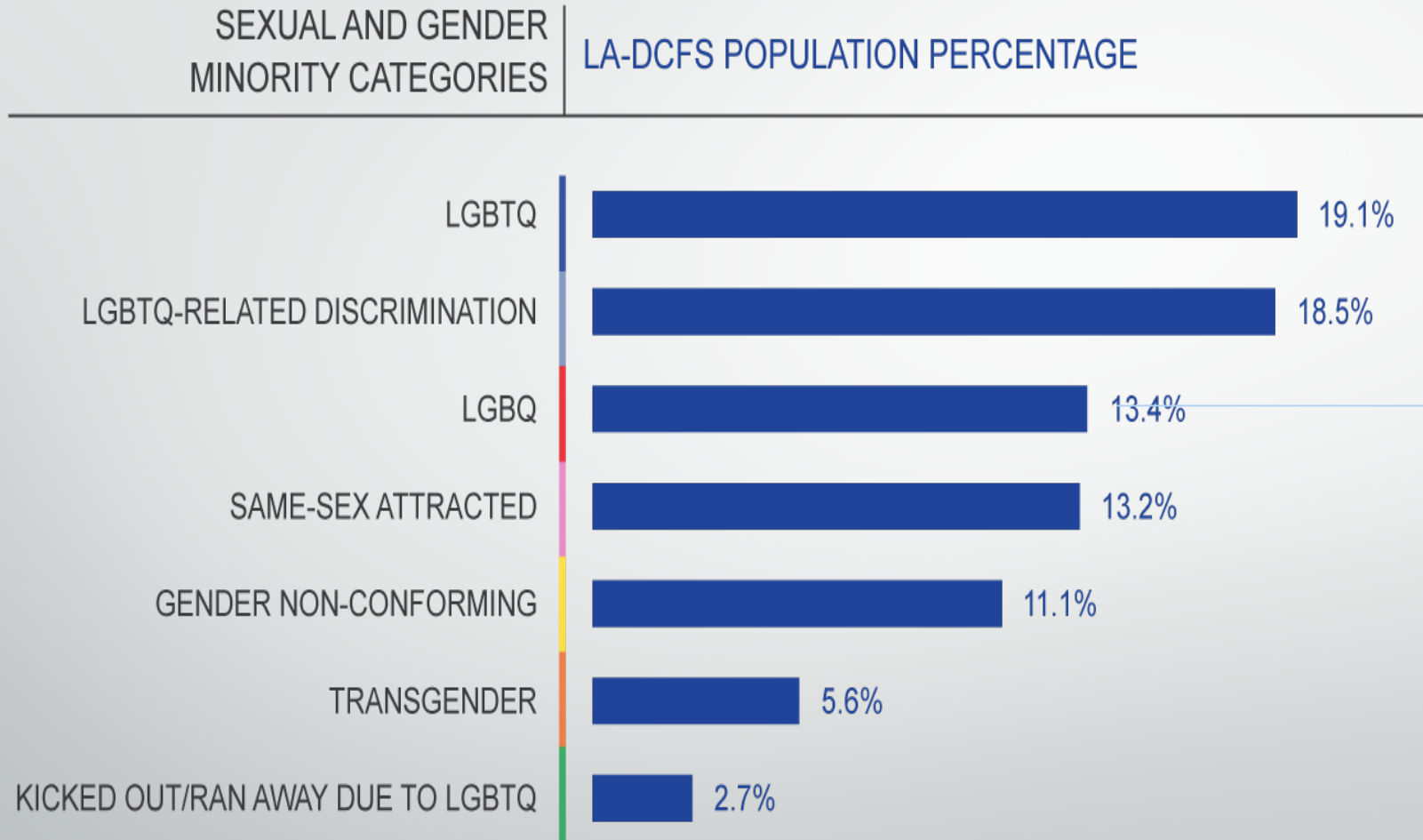


- Romantic attraction

- Gender expression

- LGBTQ-related Discrimination

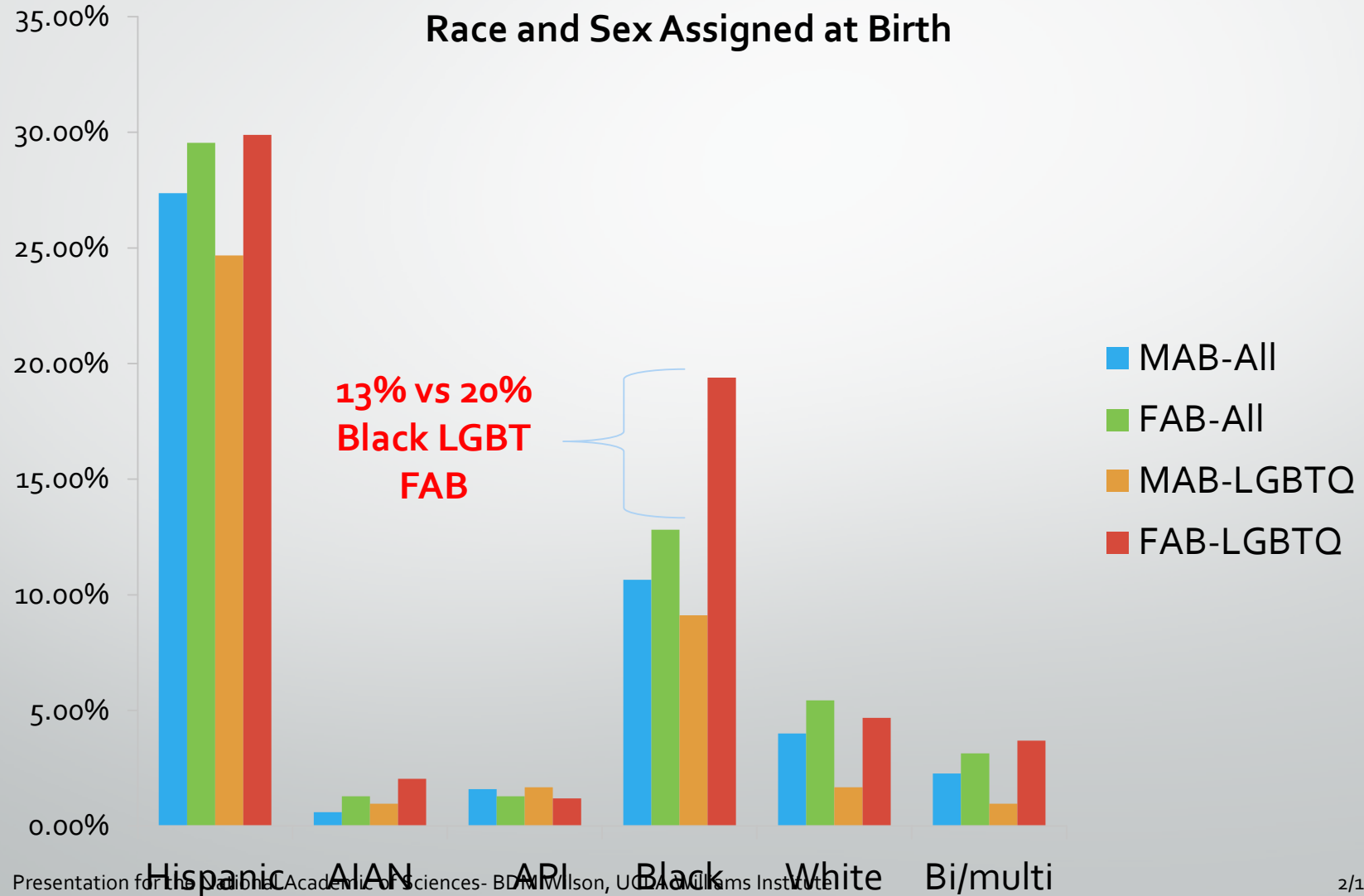
What percentage of Los Angeles County foster care youth identify as LGBTQ?



Similar to national foster care data
15.5% (CI=12.2%, 19.5%)

(Detlaff et al., 2018)

It's still not just about being LGBTQ....

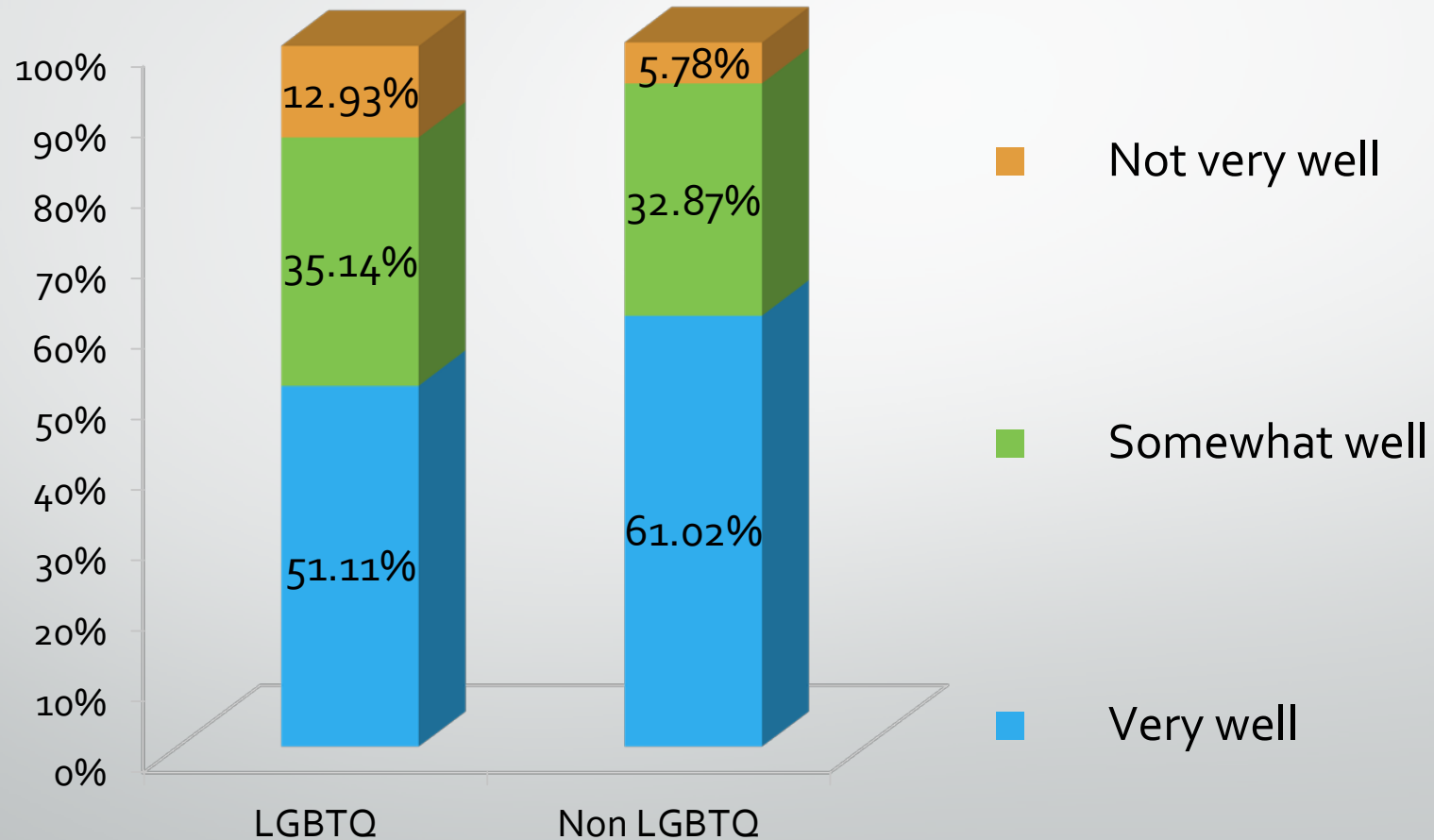


Evidence of SOGI disparities?

Mostly similar outcomes, except LGBTQ youth...

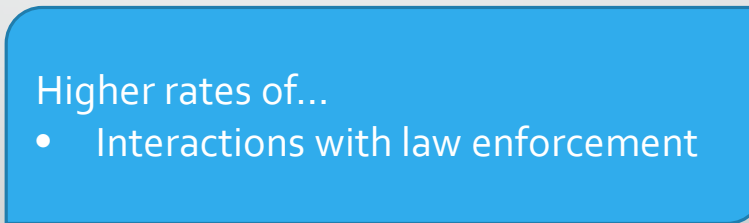
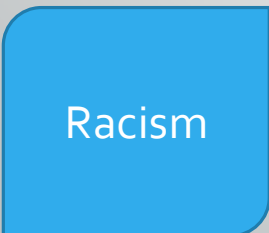
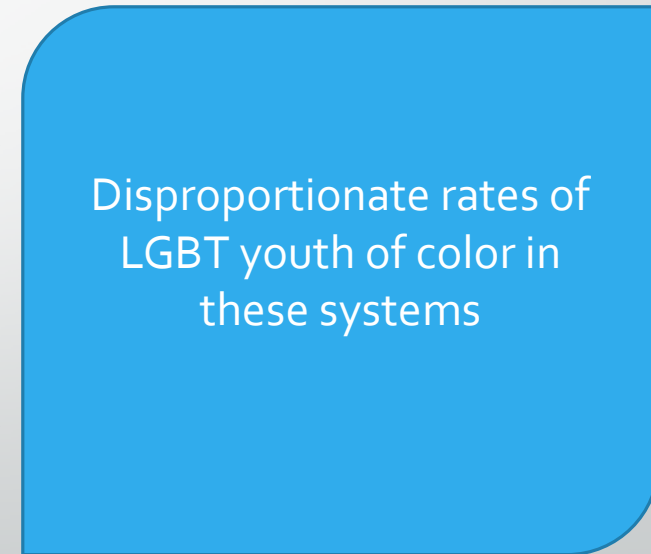
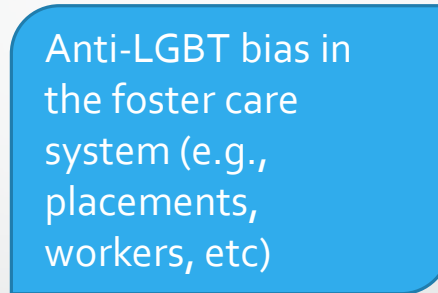

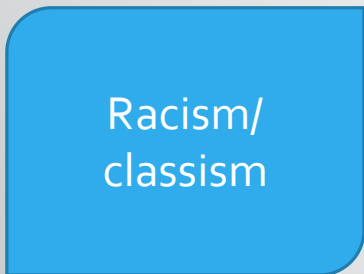
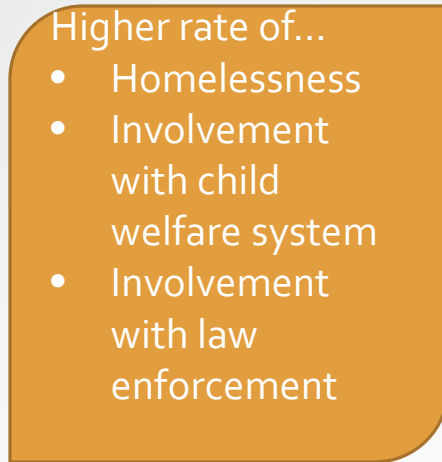

- Moved around more
- Indicated more emotional distress, but less physical
- Experienced more homelessness
- Report less positive experiences in foster care system

Treatment in Foster care



So, how do we look at these data and think about next steps using an intersectionality lens?

- 1) Expand how we apply “intersectionality” based in a critical race legal studies framework to overall health and wellbeing contexts
 - Oppressions
 - Cultures
 - Identities and Communities
- 2) Explicate how multiple oppressions operate to impact SGMs of color in *multiple* ways
 - By subgroup
 - By system
 - By points of contact in the systems



Acknowledgements

Co-Authors/Collaborators:

- Soon Kyu Choi, MPP
- Khush Cooper, MSW, PhD
- Angel Kastanis, MPP
- Ilan Meyer, PhD
- Andrew Flores, PhD
- Jody Herman, PhD
- Sid Jordan, JD
- Sheila Nezhad
- Lara Stemple, JD

Presentation based on the following publications:

1. Wilson, BDM (in preparation). *Defining Intersectionality for Health and Wellbeing Research- a Diversion from its Legal Roots*.
2. Choi SK, **Wilson BDM**. Gender Diversity and Child Welfare Research: Empirical Report and Implications of the Los Angeles County Foster Youth Study. *Child Welfare*. 2018;96(1):79-101.
<http://search.ebscohost.com/login.aspx?direct=true&db=agh&AN=130544598&site=ehost-live>.
3. **Wilson, B.D.M.**, Choi, S.K., Herman, J.L., & Becker, T., Conron, K.J. (2017). Mental Health among Gender Nonconforming Youth in California: Findings from the 2015-2016 California Health Interview Survey. Los Angeles, CA: The Williams Institute and UCLA Center for Health Policy Research
4. Cooper, K.C., **Wilson, B.D. M.**, Choi, S.K. (2017). Los Angeles County LGBTQ Youth Preparedness Scan. Submitted to the Los Angeles Board of Supervisors.
5. **Wilson, B. D. M.**, Jordan, S. P., Meyer, I. H., Flores, A. R., Stemple, L., & Herman, J. L. (2017). Disproportionality and Disparities among Sexual Minority Youth in Custody. *Journal of Youth and Adolescence*, 1–15. <http://doi.org/10.1007/s10964-017-0632-5>
6. **Wilson, B.D.M** & Kastanis, A. (2015). Sexual and gender minority disproportionality and disparities in child welfare: a population-based study. *Children & Youth Services Review*, 58, 11-17.
7. **Wilson, B.D.M.**, Cooper, K., Kastanis, A., & Nezhad, S. (2014). *Sexual and Gender Minority Youth in Foster care: Assessing Disproportionality and Disparities in Los Angeles*. Los Angeles: The Williams Institute, UCLA School of Law.
http://williamsinstitute.law.ucla.edu/wp-content/uploads/LAFYS_report_final-aug-2014.pdf



Contact Us



williamsinstitute@law.ucla.edu



williamsinstitute.law.ucla.edu



[@williamspolicy](https://twitter.com/williamspolicy)



facebook.com/williamsinstitute

Contact Presenter

wilsonb@law.ucla.edu

[@BiancaDMW](https://twitter.com/BiancaDMW)