

Envisioning a More Nimble System for Educating Health Professionals

Christopher J. King, PhD, FACHE

Associate Professor, Health Management & Policy

Georgetown University, School of Health

April 2, 2026



GEORGETOWN UNIVERSITY

School of Health



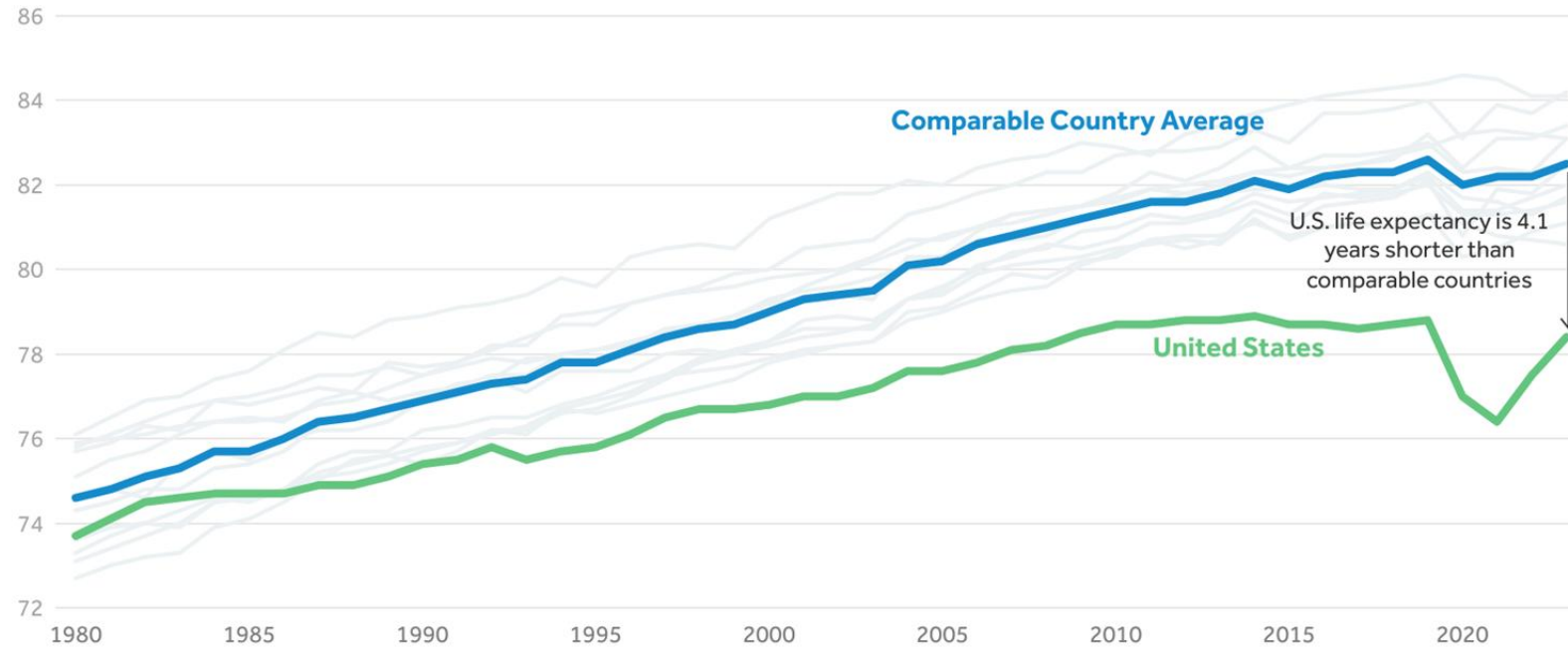
SCHOOL OF
**PUBLIC
HEALTH**



GEORGETOWN UNIVERSITY
School of Health

Life Expectancy

Life expectancy at birth, in years, 1980-2023



Notes: Comparable countries include Australia, Austria, Belgium, Canada, France, Germany, Japan, the Netherlands, Sweden, Switzerland, and the U.K. 2023 U.K. life expectancy data is only for England and Wales. See Methods section of "How does U.S. life expectancy compare to other countries?"

Source: KFF analysis of CDC, OECD, Australian Bureau of Statistics, German Federal Statistical Office, Japanese Ministry of Health, Labour, and Welfare, Statistics Canada, and U.K. Office for National Statistics data

Peterson-KFF

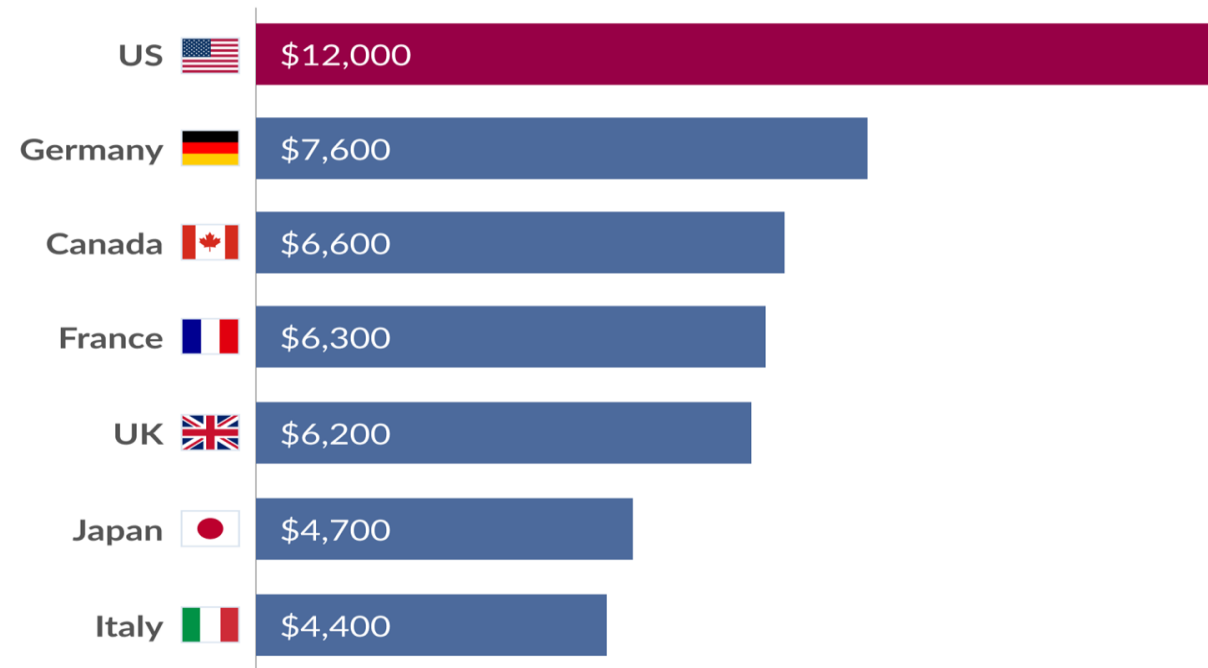
Health System Tracker

Medical Care Expenditures

The US spends far more on health than any other G7 country

Our World
in Data

Public and private health expenditure per person for 2021.
This data is adjusted for differences in living costs between countries.



Data source: World Health Organization (2025)

Note: This data is expressed in international-\$ at 2017 prices.

CC BY

Common Culprits



**Fragmented
care**



**Duplication
of services**



**Prescription
costs**



**Fee for
service
models**

The Paradigm Shift



Biomedical



Biopsychosocial









Medical Care




Health Care

Paradigm Shift Framework

Old Model

-  Individual care
-  Professional silos
-  Information memorization
-  Volume incentives
-  Hospital focus
-  Technical expertise



Emerging Model

-  Population health
-  Team-based care
-  Information management
-  Value incentives
-  Community focus
-  Systems leadership

Why the Urgency?



Demographic shifts



Workforce shortages



Cost of education



Distrust



AI and emerging technologies

Micro Level



Key Actors
Learners, faculty,
care teams



Constraints
Time, competencies,
supervision



Adaptation Levels
Pedagogy, assessment,
simulation

Meso Level



Key Actors
Programs, schools,
health systems



Constraints
Curriculum structure,
resources



Adaptation Levels
Program redesign,
partnerships

Macro Level



Key Actors
Accreditors,
regulators, payers

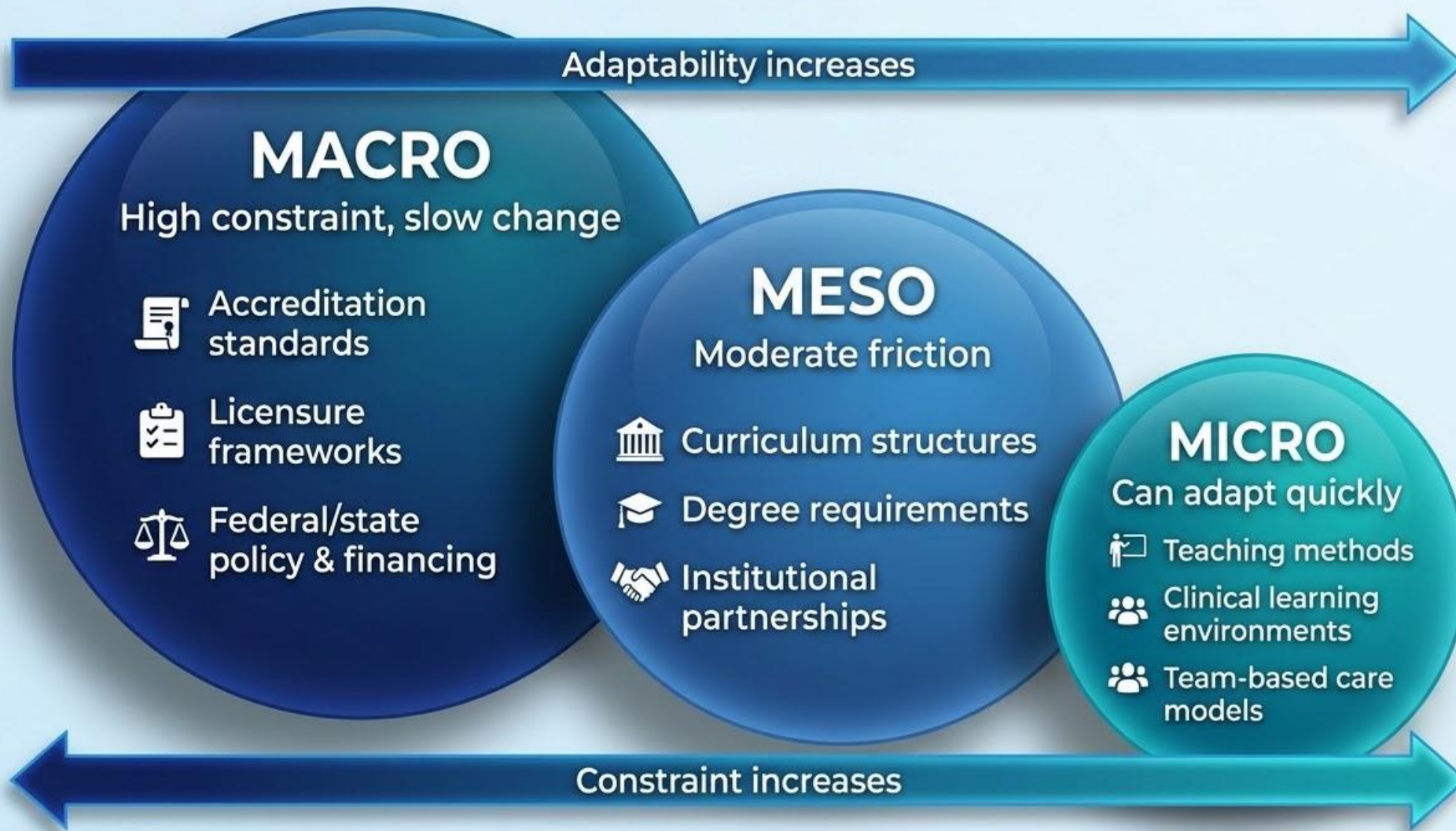


Constraints
Standards, policy,
financing



Adaptation Levels
Policy reform, new
accreditation models

Adaptability Across Levels of HPE




The Pathway Forward



URGENCY & RECOGNITION

Recognize the sense of urgency.



CULTURE & MINDSET SHIFT

Normalize systems thinking and interprofessional practice.

Interrogate the status quo.




INCLUSIVE COLLABORATION

Invite unconventional players to the conversation.



STRATEGIC ARTICULATION

Articulate the “why” for decision-makers, policy-makers, accrediting bodies, etc. How does commitment support VB incentives/bottom line goals?



INCENTIVIZE CHANGE

Establish incentives to motivate ~~behavior~~ systems change.

A structured approach to transforming health professional education and practice.

GRATITUDE

