

NATIONAL
ACADEMIES
BOARD ON
ATMOSPHERIC
SCIENCES AND
CLIMATE

MAY 5, 2025

City of Phoenix Heat Response Plan



HEAT RESPONSE & MITIGATION



Shade structures
for public transit,
schools, pedestrians,
and public art



Tree planting,
maintenance, and
workforce
programs



Reflective surface
deployment on roofs
and roads

CITY OF PHOENIX HEAT RESPONSE PLAN



First Responders



Public Cool Space



Public Drinking Water




Cool and Safe Homes



Cool and Safe Mobility & Recreation



Heat Safety for Workers



Community Engagement & Outreach



Collaborate Across Departments


COMMUNITY PARTNERSHIPS



Arizona
Department
of Housing



American Red Cross
Arizona and New Mexico Region



ARIZONA DEPARTMENT
OF HEALTH SERVICES

CITY DEPARTMENT PARTNERSHIPS



City of Phoenix
OFFICE OF HOMELESS SOLUTIONS



City of Phoenix
PUBLIC TRANSIT DEPARTMENT

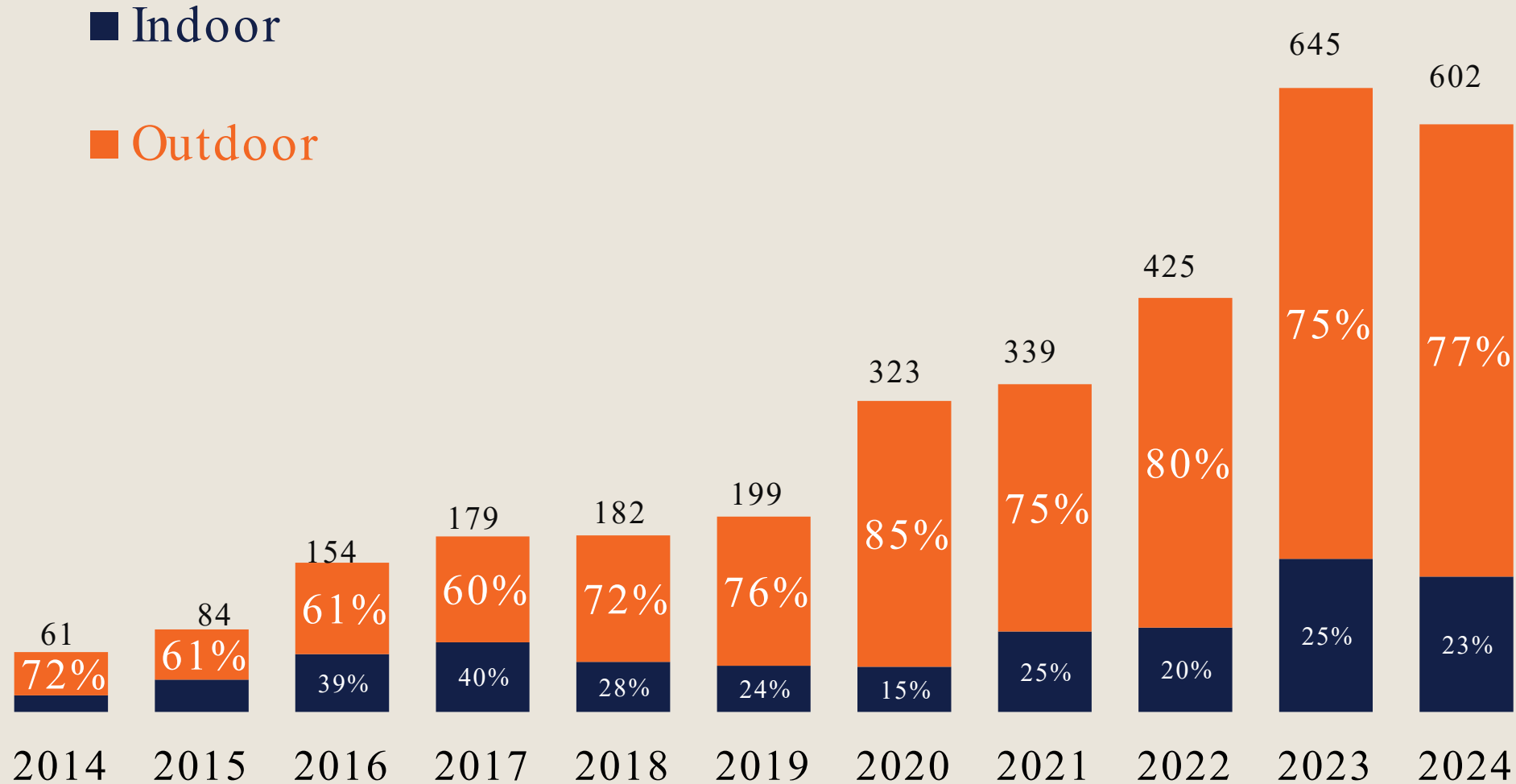


CONFIRMED HEAT-RELATED DEATHS BY YEAR



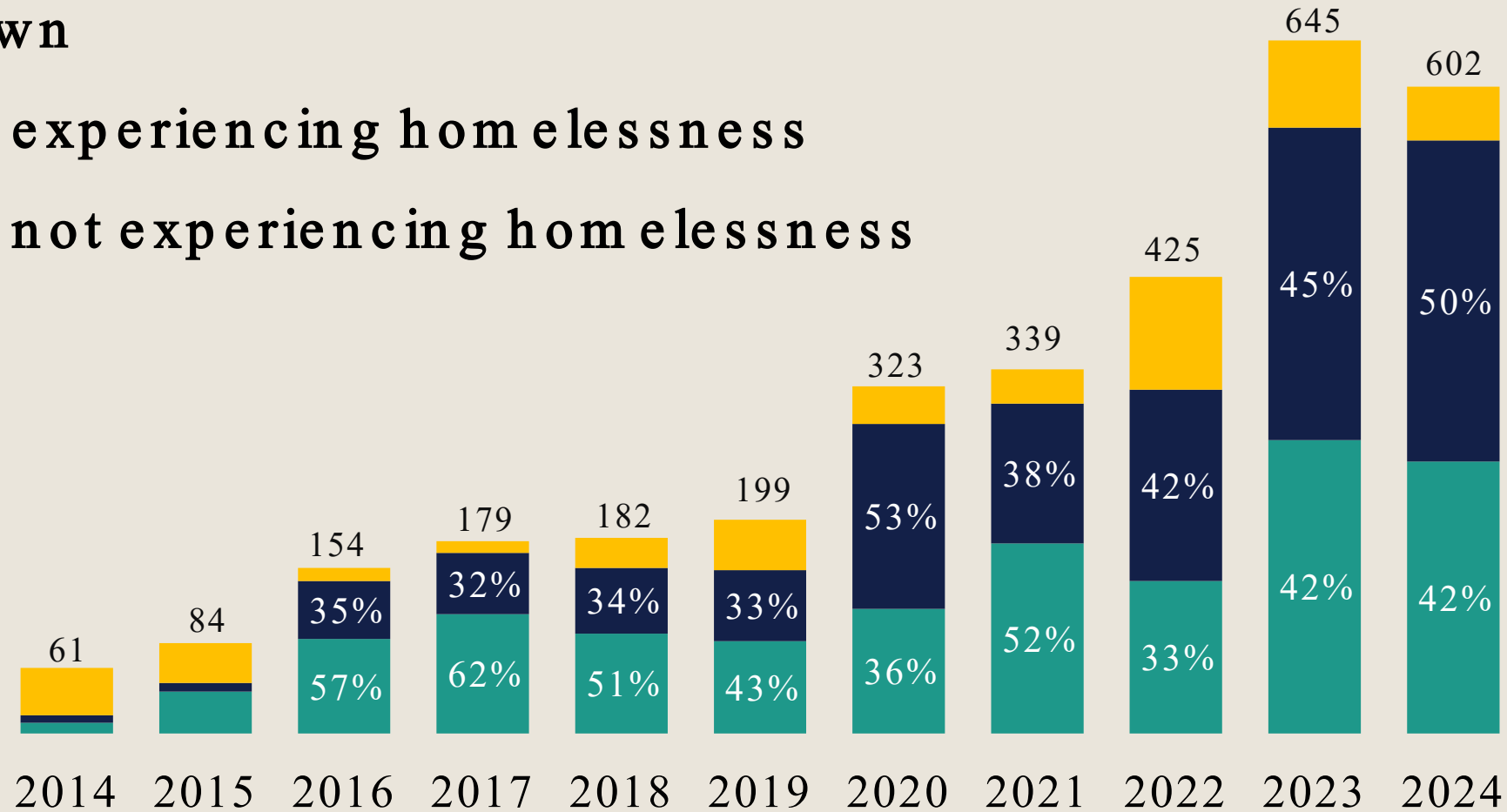
*Eight deaths remain under investigation

HEAT-RELATED DEATHS BY PLACE OF INJURY



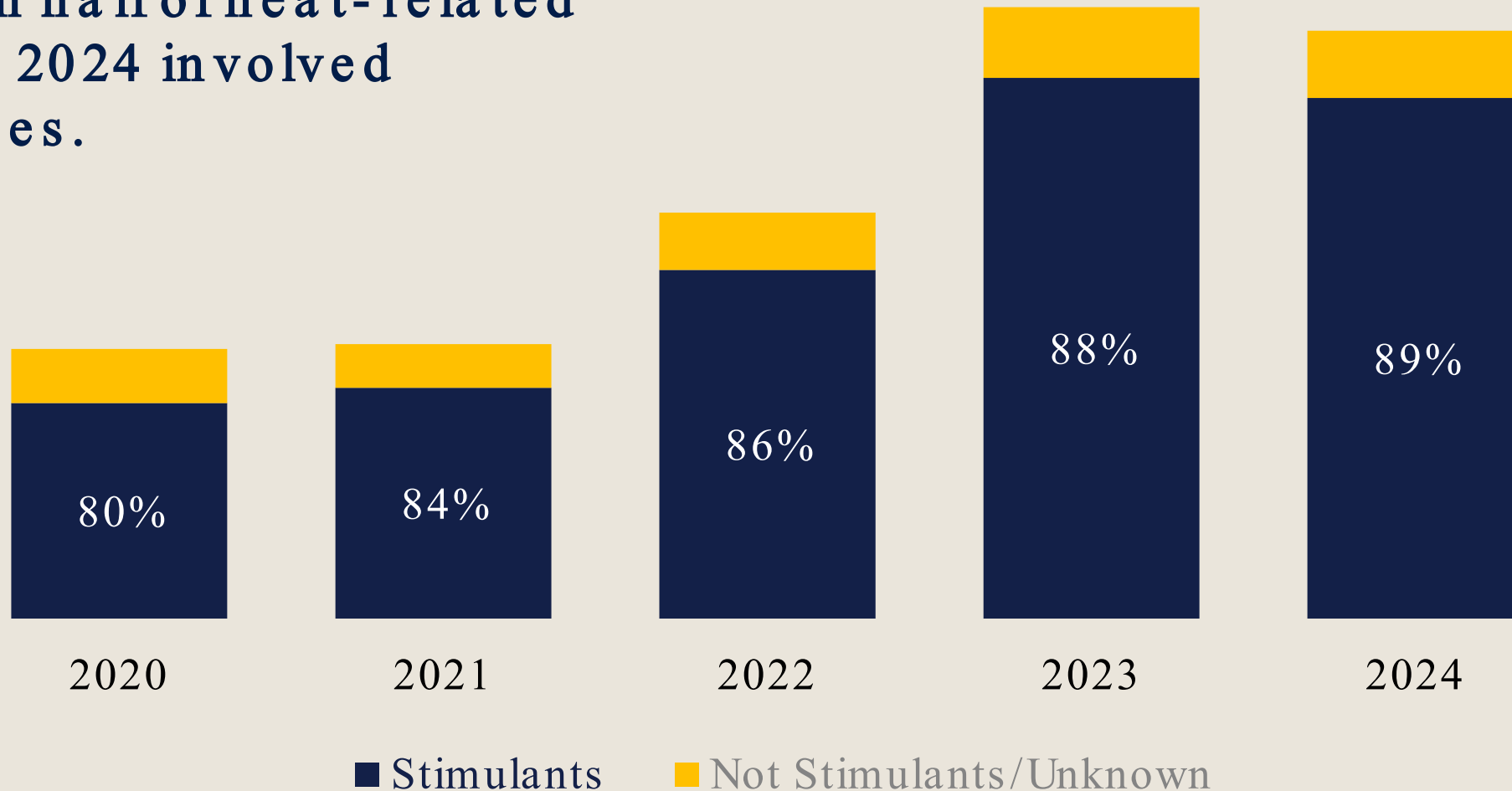
2024 LIVING SITUATION OF HEAT-RELATED DEATHS

- Unknown
- People experiencing homelessness
- People not experiencing homelessness

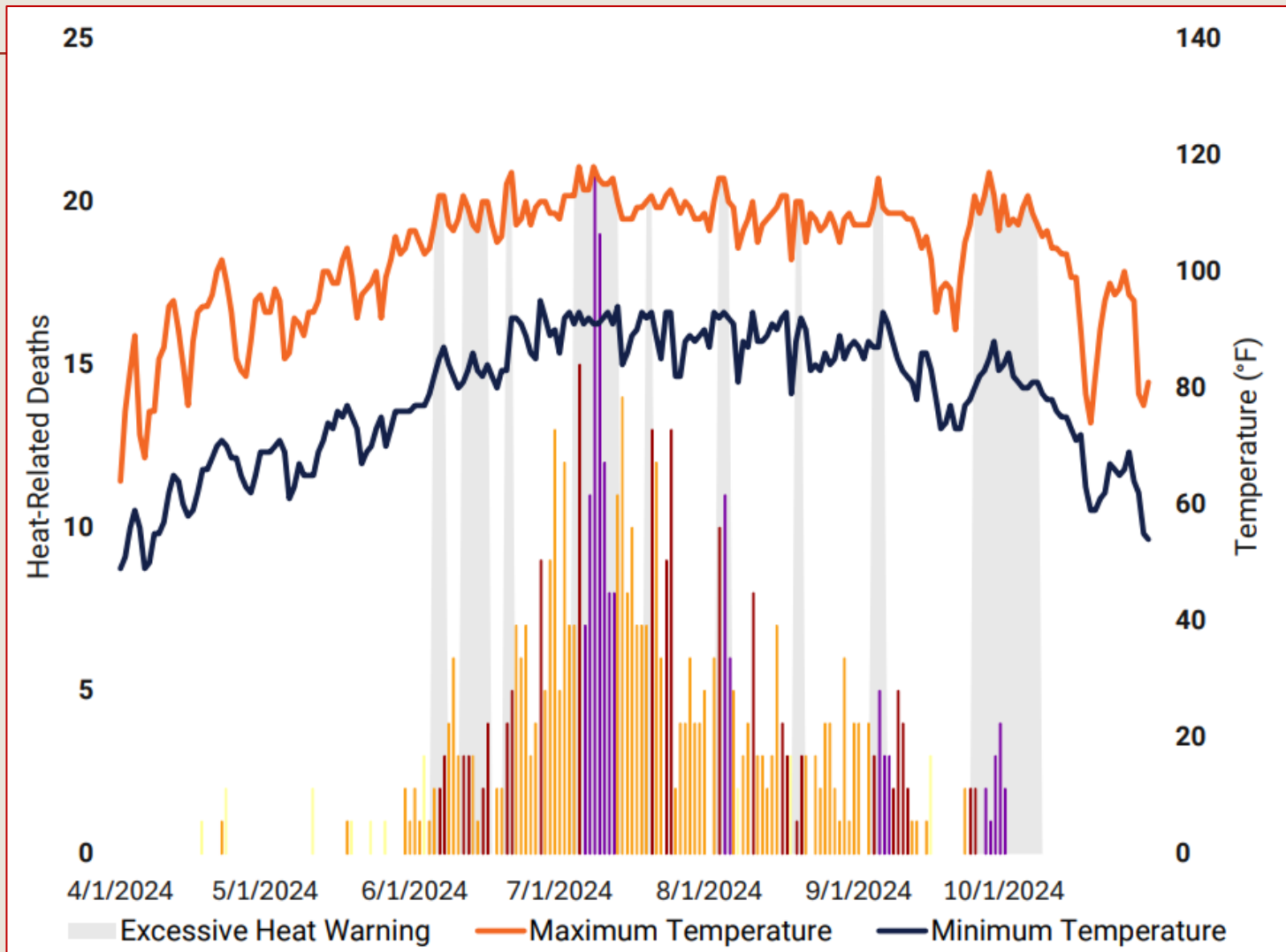


2024 SUBSTANCE USE INVOLVED HEAT-RELATED DEATHS

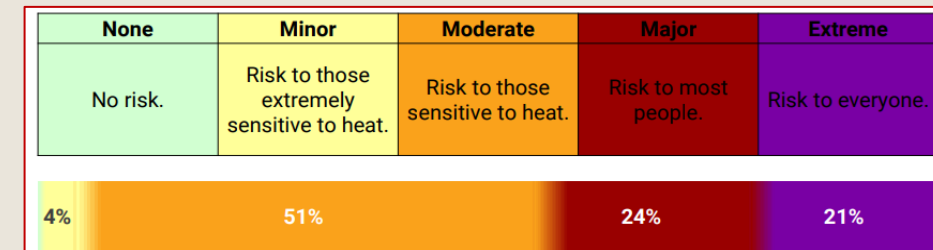
More than half of heat-related deaths in 2024 involved substances.



2024 HEAT-RELATED DEATHS AND HEAT RISK



More than half of heat-related deaths occurred on days with Moderate or Minor Heat Risk.



CITY OF PHOENIX HEAT RESPONSE PLAN



**First
Responders**



**Public Cool
Space**



**Public Drinking
Water**




**Cool and
Safe Homes**



**Cool and
Safe Mobility
& Recreation**



**Heat Safety
for Workers**



**Community
Engagement
& Outreach**



**Collaborate
Across
Departments**

COLD WATER IMMERSION TREATMENT

- “Boots on the ground” initiative
- 311 patients benefited from the treatment
 - June (66)
 - July (151)
 - August (70)
- Seeing evidence this program is saving lives
- Sharing with local and national partners



REVIEW OF 2024 HEAT RESPONSE

24/7 and Overnight Respite

- Public library former café: 24/7
- Senior center: Overnight
- 28,000+ visits, with 5,332 unique visitors
- Supported by Office of Homeless Solutions, local behavioral health/navigation agency, health/medical services, and security staff



REVIEW OF 2024 HEAT RESPONSE

Extended Hour Cooling Centers

- Three Phoenix Public Library branch locations
- Sites were open until 10:00 p.m.
- Staff coordination with Library, CBI, and security
- Over 6,000 visits across all locations



REVIEW OF 2024 HEAT RESPONSE



Water Distribution Program



Heat Relief Community Grants



Support for Major Events



Communications

2024 REVIEW: HEALTH OUTCOMES

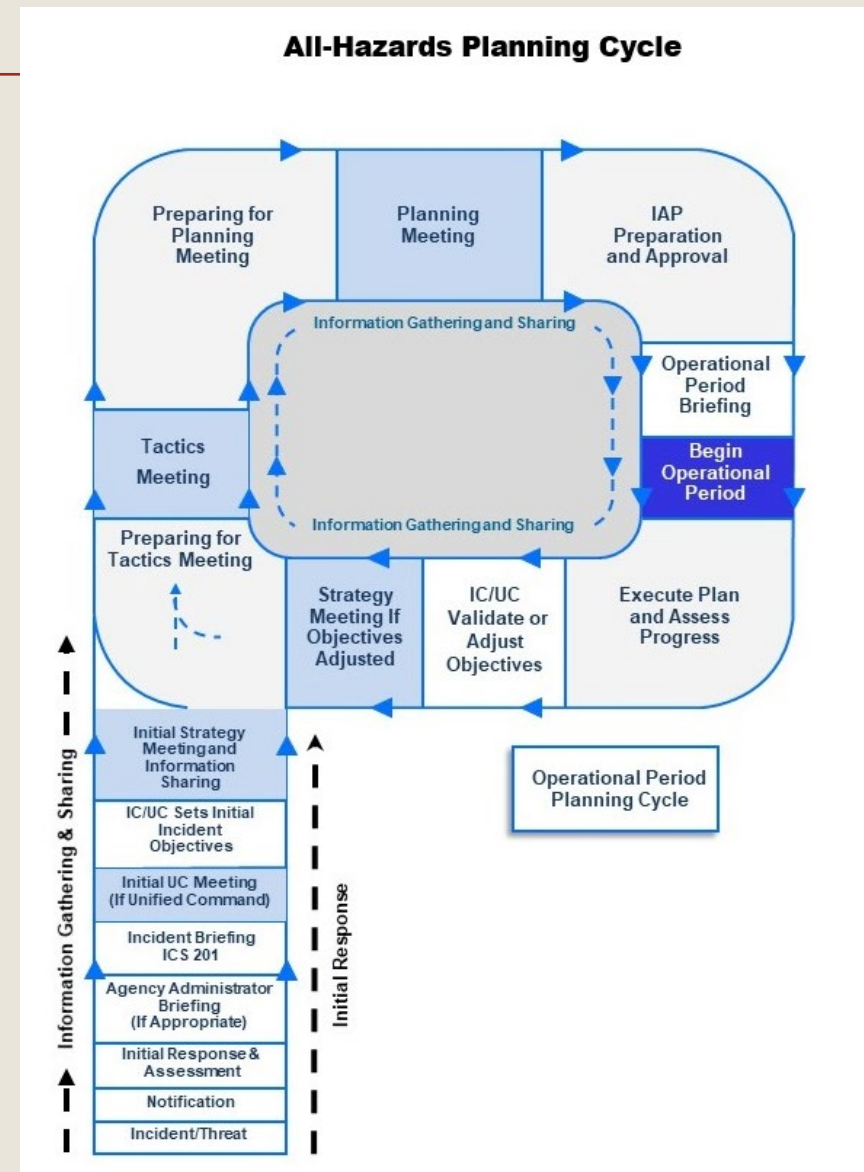
- Citywide 911 calls for heat emergencies **decreased by 20%** from 2023
- **25% reduction** in calls within 1 mile of heat relief locations
- Heat-related deaths in Maricopa County **declined for the first time in a decade**
- 900+ residents connected to shelter, housing, and related services



HEATREADY UNIFIED COMMAND

Use of the Planning “P” - Heat Season

- Pre-planning and RWGs in Feb.-Apr.
- Operational period May 1 – Sept. 30
(*extended operations last year into Oct.*)
- Weekly incident cycles, daily meetings
- After-action report in fall and winter



HEAT GOVERNANCE & PLANNING



“...participants...were uncertain of how heat preparedness and response aligns with their current responsibilities. Some emergency management professionals even perceived that **heat was outside of their scope of work.**”

BAMS 2019

CITY OF PHOENIX HEAT RESPONSE PLAN



**First
Responders**



**Public Cool
Space**



**Public Drinking
Water**




**Cool and
Safe Homes**



**Cool and
Safe Mobility
& Recreation**



**Heat Safety
for Workers**



**Community
Engagement
& Outreach**



**Collaborate
Across
Departments**

NATIONAL
ACADEMIES
BOARD ON
ATMOSPHERIC
SCIENCES AND
CLIMATE

MAY 5, 2025

City of Phoenix Heat Response Plan

