

# Nonhuman Primate Importation During the SARS-CoV-2 Pandemic



This Photo by Unknown Author is licensed under CC BY

**Gale Galland, DVM, MS, DACVPM**

**Veterinary Medical Officer, Quarantine and Border Health Services Branch**

National Center for Emerging Zoonoses and Infectious Diseases  
Division of Global Migration and Quarantine



## Objectives

- ❑ Explain the regulations regarding the importation of nonhuman primates into the United States
- ❑ Compare the numbers of imported nonhuman primates for fiscal year (FY) 2019, FY2020 and the first part of FY 2021



## **42 CFR Part 71.53**

### **Requirements for Importers of Nonhuman Primates (NHP)**

- **Prevent transmission of zoonotic disease**
- **Importation regulated since 1950's**
- **Current regulation effective 2013**
- **Restricts importation - only for permitted purposes**
- **Comprehensive requirements for registered importers**



# **CDC NHP Activities**

- **Review registration applications**
- **Inspect quarantine facilities**
- **Review import plans**
- **Monitor arriving shipments**
- **Conduct periodic site visits**
- **Review importer records**
- **Assess disease-control measures**
- **Verify NHP imported for permitted purposes**
- **Investigate illness/mortality reports**



## **CDC-Registered Importers of Nonhuman Primates (NHP)**

- **14 commercial importers**
- **6 zoos**
- **2 national primate research centers**
- **1 university**
- **2 animal acts**


---

**25 total**



# NHP Importation Data

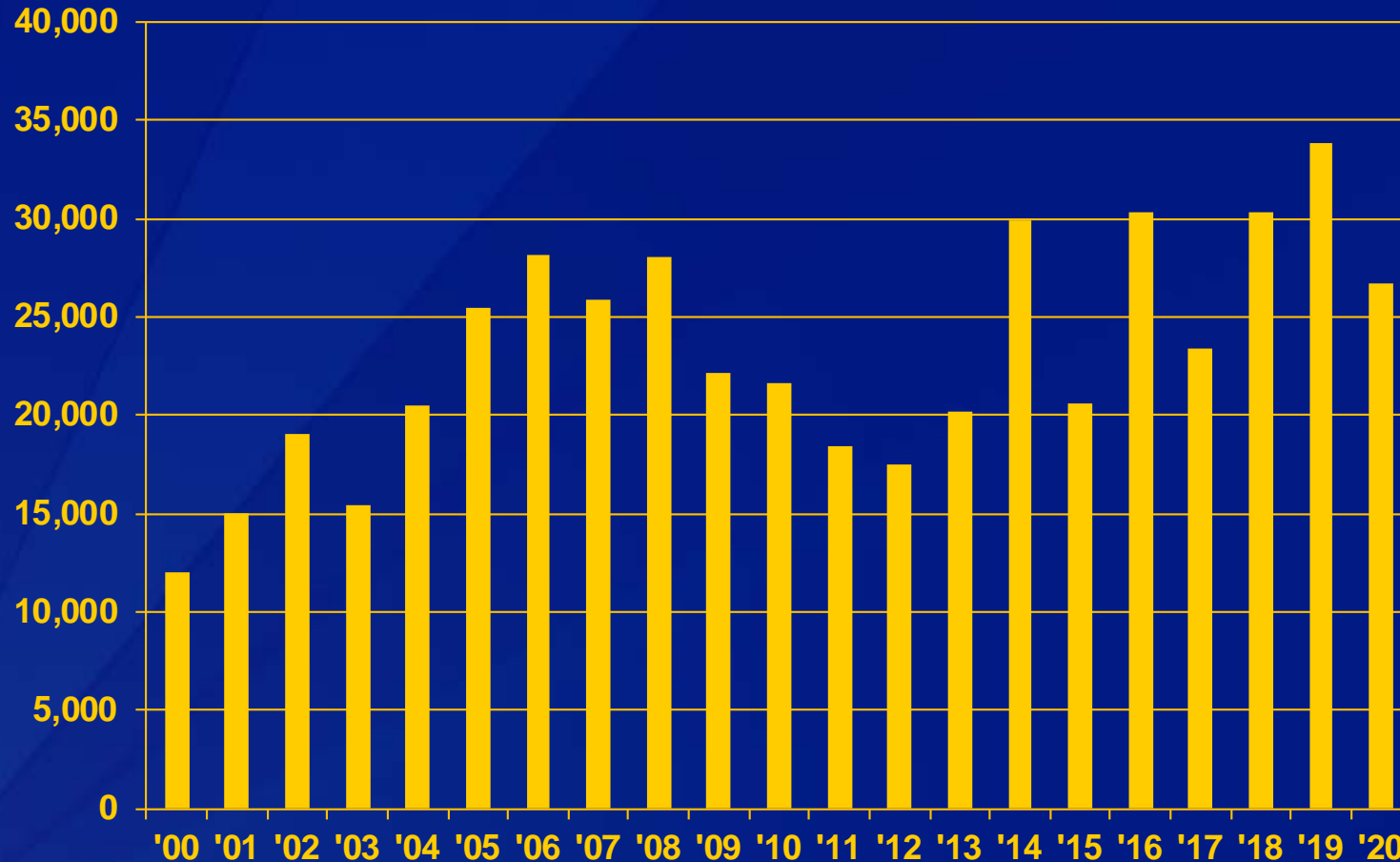
## October 1, 2019 to September 30, 2020





# NHP Imports, All Species FY 2000–2020

Number of NHPs



## NHP Summary Data FY 2020 vs. FY 2019

	Number FY2020	Percent	Number FY2019	% Change
Total animals imported	26,728*	—	33,818	- 21.0%
Total shipments	115	—	162	-29.0%
Total animals DOA <sup>1</sup>	4	0.0%	6	-33.3%
Total died in quarantine	75	0.3%	71	+ 5.6%

<sup>1</sup> Dead on arrival

\* Includes 1 smuggled spider monkey (not counted as a shipment)





## **NHP Importation Data by Country of Origin, FY 2019 vs FY 2020**

<b>Country</b>	<b>Number FY 2019</b>	<b>Number FY 2020</b>
<b>Cambodia</b>	<b>8571</b>	<b>15,664</b>
<b>Mauritius</b>	<b>3540</b>	<b>5,032</b>
<b>China</b>	<b>20,270</b>	<b>3,723</b>
<b>Philippines</b>	<b>0</b>	<b>700</b>
<b>St. Kitts &amp; Nevis</b>	<b>328</b>	<b>528</b>
<b>Vietnam</b>	<b>840</b>	<b>480</b>



## **NHP Importation Data by Country of Origin FY 2019 vs FY 2020 (cont.)**

<b>Country</b>	<b>Number FY 2019</b>	<b>Number FY 2020</b>
<b>South Africa</b>	<b>160</b>	<b>320</b>
<b>Barbados</b>	<b>0</b>	<b>192</b>
<b>Canada</b>	<b>17</b>	<b>40</b>
<b>Guyana</b>	<b>52</b>	<b>40</b>
<b>Czech Republic</b>	<b>0</b>	<b>4</b>
<b>Germany</b>	<b>39</b>	<b>4</b>
<b>Argentina</b>	<b>1</b>	<b>0</b>
<b>Total from all countries</b>	<b>33,818</b>	<b>26,727</b>



## NHP Importation Data by Species, FY 2019 vs. FY 2020

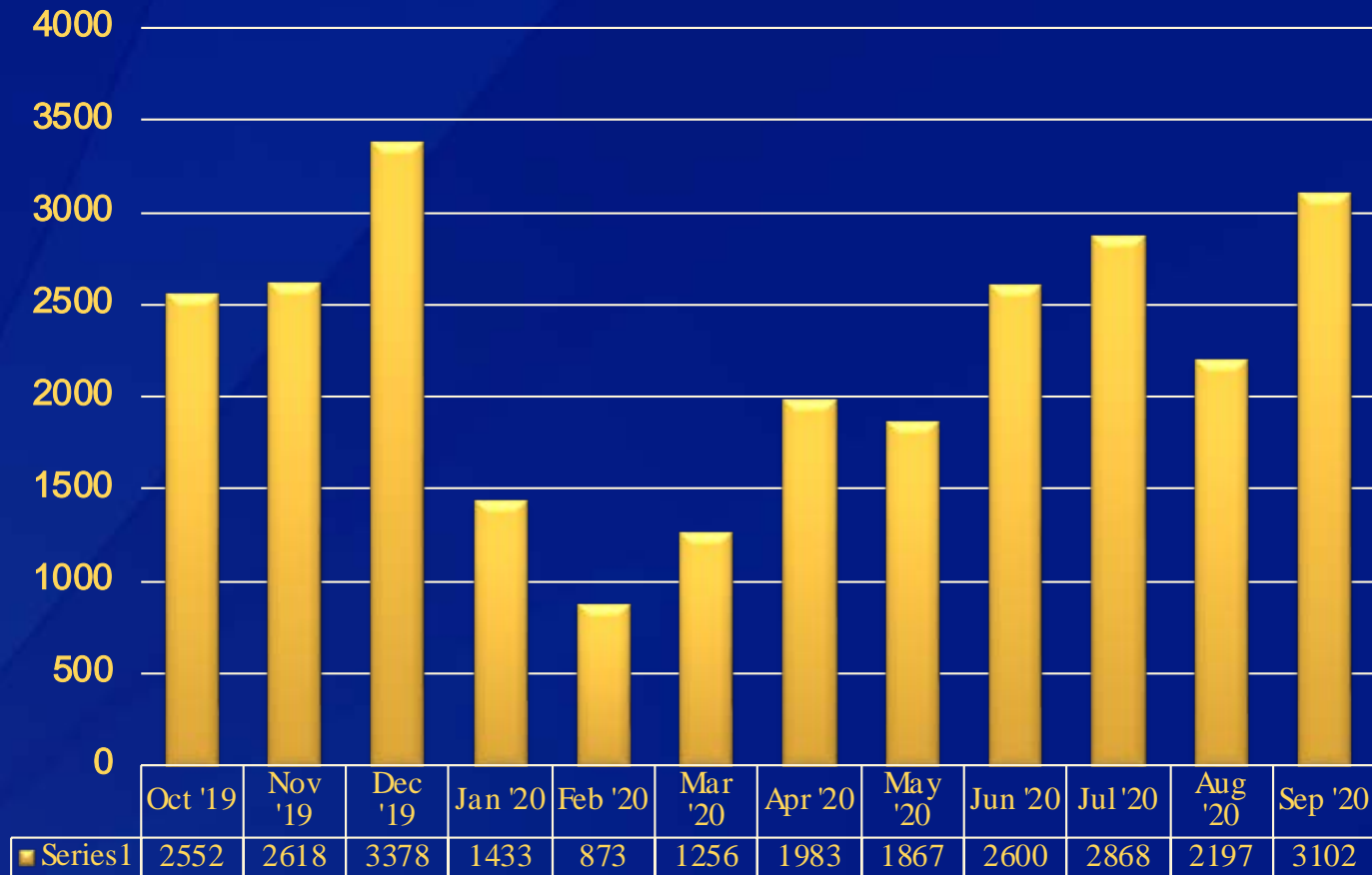
Species	Number FY2019	Number FY2020	% Change
Cynomolgus	32,439	24,879	– 23.3%
Rhesus	844	763	– 9.6%
African green	282	720	+ 155.3%
Marmosets	195	326	+ 67.2%
Squirrel monkey	30	34	+ 13.3%
Capuchin	15	0	– 100.0%
Various*	13	6	– 23.0%
<b>Total</b>	<b>33,818</b>	<b>26,728</b>	<b>– 21.0%</b>

\* FY2020 Includes 2 Colobus, 1 De Brazza's, 2 Siamang, and 1 (smuggled) spider monkey  
 FY2019 Includes 7 Saki, 1 Colobus, 4 Gelada, and 1 Orangutan



# NHP Imports by Month, FY 2020

Number of NHPs



## NHP Importation Data FY 2020 vs. FY 2021 October – January

Country of Origin	Species	Number of Animals FY 2020	Number of Animals FY 2021
Cambodia	Cynomolgus	3636	7084
China	Cynomolgus	3003	0
Mauritius	Cynomolgus	3725	3725
Philippines	Cynomolgus	700	350
Vietnam	Cynomolgus	120	240
Canada	Rhesus	45	45
China	Rhesus	720	0
* Germany	Rhesus	4	0



## NHP Importation Data FY 2020 vs. FY 2021 October – January

Country of Origin	Species	Number of Animals FY 2020	Number of Animals FY 2021
Barbados	African greens	0	144
St. Kitts & Nevis	African greens	0	100
South Africa	Marmosets	80	80
United Kingdom	Marmosets	0	44
Guyana	Squirrel monkeys	0	63
Guyana	Capuchins	0	38
Total monkeys Imported		9981	11,923



# NHP Importation Trends and Changes

- **NHP importation decreased by 21.0%**





## **NHP Importation Trends and Changes**

- **NHP importation decreased by 21.0%**
- **NHP imports from China decreased by 81.6%**



## **NHP Importation Trends and Changes**

- **NHP importation decreased in 2020 by 21.0%**
- **NHP imports from China decreased by 81.6%**
- **NHP imports from Cambodia increased by 82.8%**



## **NHP Importation Trends and Changes**

- **NHP importation decreased in 2020 by 21.0%**
- **NHP imports from China decreased by 81.6%**
- **NHP imports from Cambodia increased by 82.8%**
- **Importation of African green monkeys from the Caribbean appear to be increasing**



## **NHP Importation Trends and Changes**

- **NHP importation decreased in 2020 by 21.0%**
- **NHP imports from China decreased by 81.6%**
- **NHP imports from Cambodia increased by 82.8%**
- **Importation of African green monkeys from the Caribbean appear to be increasing**
- **Importers continue to ship primarily medium-sized shipments on commercial flights**



## **NHP Importation Trends and Changes**

- **NHP importation decreased in 2020 by 21.0%**
- **NHP imports from China decreased by 81.6%**
- **NHP imports from Cambodia increased by 82.8%**
- **Importation of African green monkeys from the Caribbean appear to be increasing**
- **Importers continue to ship primarily medium-sized shipments on commercial flights**
- **Imported animals in the first 5 months of FY 2021, increased compared to the first 5 months of FY 2020**



# Acknowledgments

**Sara Taetszch, DVM, MPH, DACVPM**

**Neelam Kaushik MPH, MS**

**Emily Pieracci, DVM, MPH, DACVPM**

**Cara Williams, DVM**



## Contact Information

**Gale Galland, DVM, MS, DACVPM**  
**Centers for Disease Control and Prevention**

**Email: [ggg0@cdc.gov](mailto:ggg0@cdc.gov)**

**Office number 404-639-4528**

**Cell number 404-520-9052**





## Questions?

For more information please contact Centers for Disease Control and Prevention

1600 Clifton Road NE, Mailstop C-01, Atlanta, GA 30333

Telephone: 1-800-CDC-INFO (232-4636)/TTY: 1-888-232-6348

E-mail: [CDCAnimalImports@cdc.gov](mailto:CDCAnimalImports@cdc.gov)

Web: <http://www.cdc.gov/importation/>

The findings and conclusions in this report are those of the authors and do not necessarily represent the official position of the Centers for Disease Control and Prevention.

