

Mental Health Information System

Peter Waiganjo Wagacha

School of Computing & Informatics, University of Nairobi

Providing Sustainable Mental Health Care in Kenya Workshop

13th – 14th January 2015



University of Nairobi

Outline

- National health information system
- Mental health information in the system
- Steps
- Mental HIS Components

NHIS

- HI,M&E Division at MoH
- Partner support – strengthening Health Information Systems. E.g. AfyaInfo, UoN,..
- MoH tools with indicators
- Routine reporting through DHIS2
- CHIS reporting
- EMR, EHR
- Data standards, guidelines, interoperability,..
- Deployed technology infrastructure
- Data issues
- Public and Private Facilities

Current Data on DHIS2

- **Mental disorders**
- Psychosis
- Psychiatry Attendance
- Psychiatric Ward
- Epilepsy
- Drug induced psychosis
- CHEW Referred with Mental Illness
- Delayed Development Milestones
-

Current Data on DHIS2 aggregated “mental disorders”

	2011	2012	2013	2014	Total reported cases 2011 - 2014	Average reported cases 2011 - 2014
Kenya	91,850	85,272	85,038	81,087	343,247	85,812

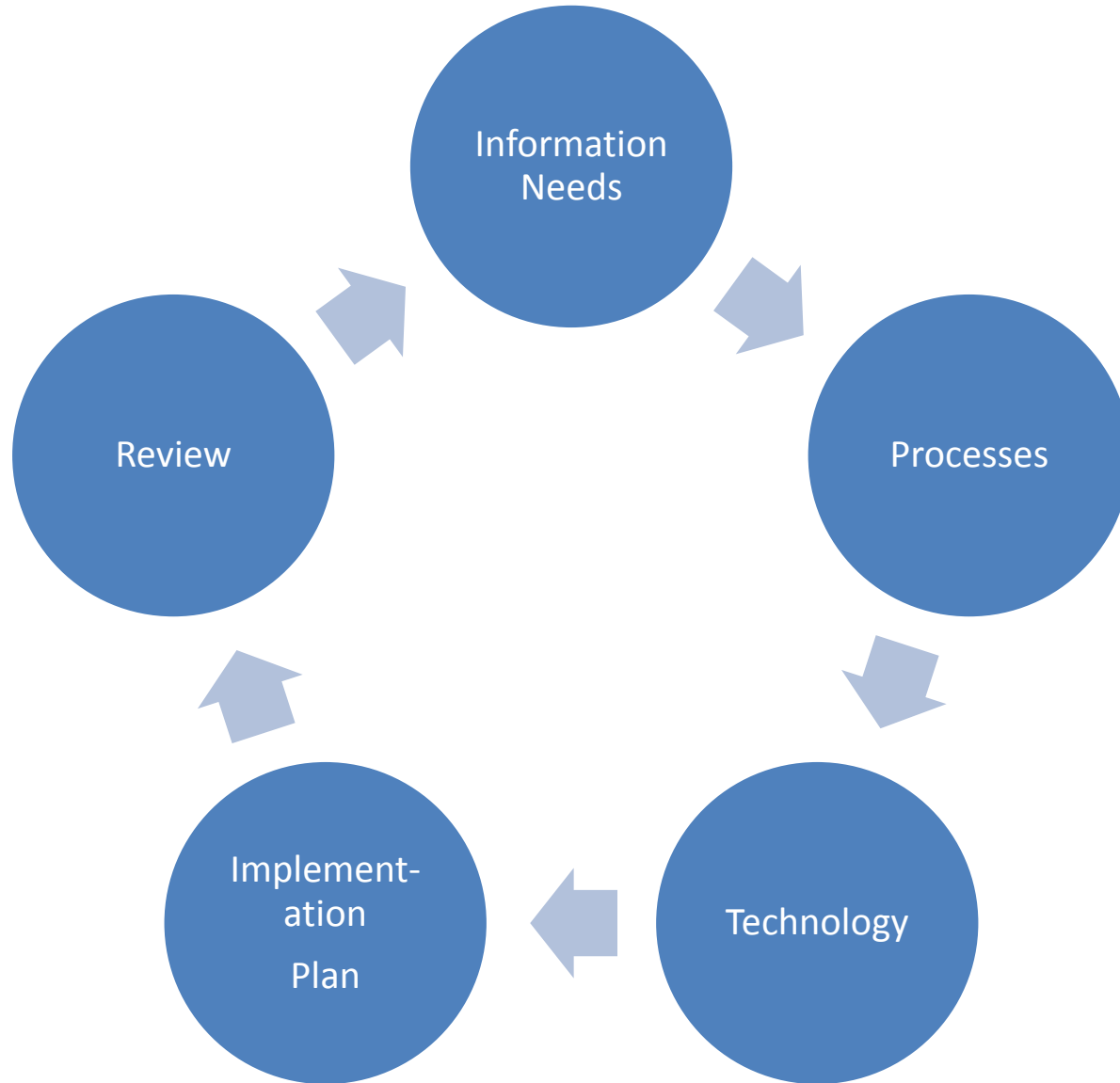
	2011	2012	2013	2014	Total reported cases 2011 - 2014	Average reported cases 2011 - 2014
Nairobi County	14,454	13,769	13,263	10,096	51,582	12,896
Nyeri County	9,988	9,053	6,885	6,112	32,038	8,010
Muranga County	7,043	3,292	3,933	5,252	19,520	4,880
Meru County	3,218	3,767	3,941	3,637	14,563	3,641
Kiambu County	2,980	3,233	2,980	3,531	12,724	3,181
Nakuru County	3,284	3,938	2,429	2,716	12,367	3,092
Embu County	2,013	4,079	4,044	2,008	12,144	3,036
Laikipia County	3,057	2,549	2,730	2,352	10,688	2,672
Uasin Gishu County	2,722	2,175	2,781	2,834	10,512	2,628
Nyandarua County	2,011	2,315	2,608	3,071	10,005	2,501

**Top
10 counties**

**Bottom
10 counties**

	2011	2012	2013	2014	Total reported cases 2011 - 2014	Average reported cases 2011 - 2014
Tana River County	570	492	271	375	1,708	427
Garissa County	336	418	495	424	1,673	418
West Pokot County	396	359	564	340	1,659	415
Turkana County	222	275	610	426	1,533	383
Mandera County	391	311	416	280	1,398	350
Marsabit County	176	267	321	535	1,299	325
Samburu County	199	211	286	283	979	245
Isiolo County	96	133	214	337	780	195

Steps



Information Needs

- Data for planning, policy, research..

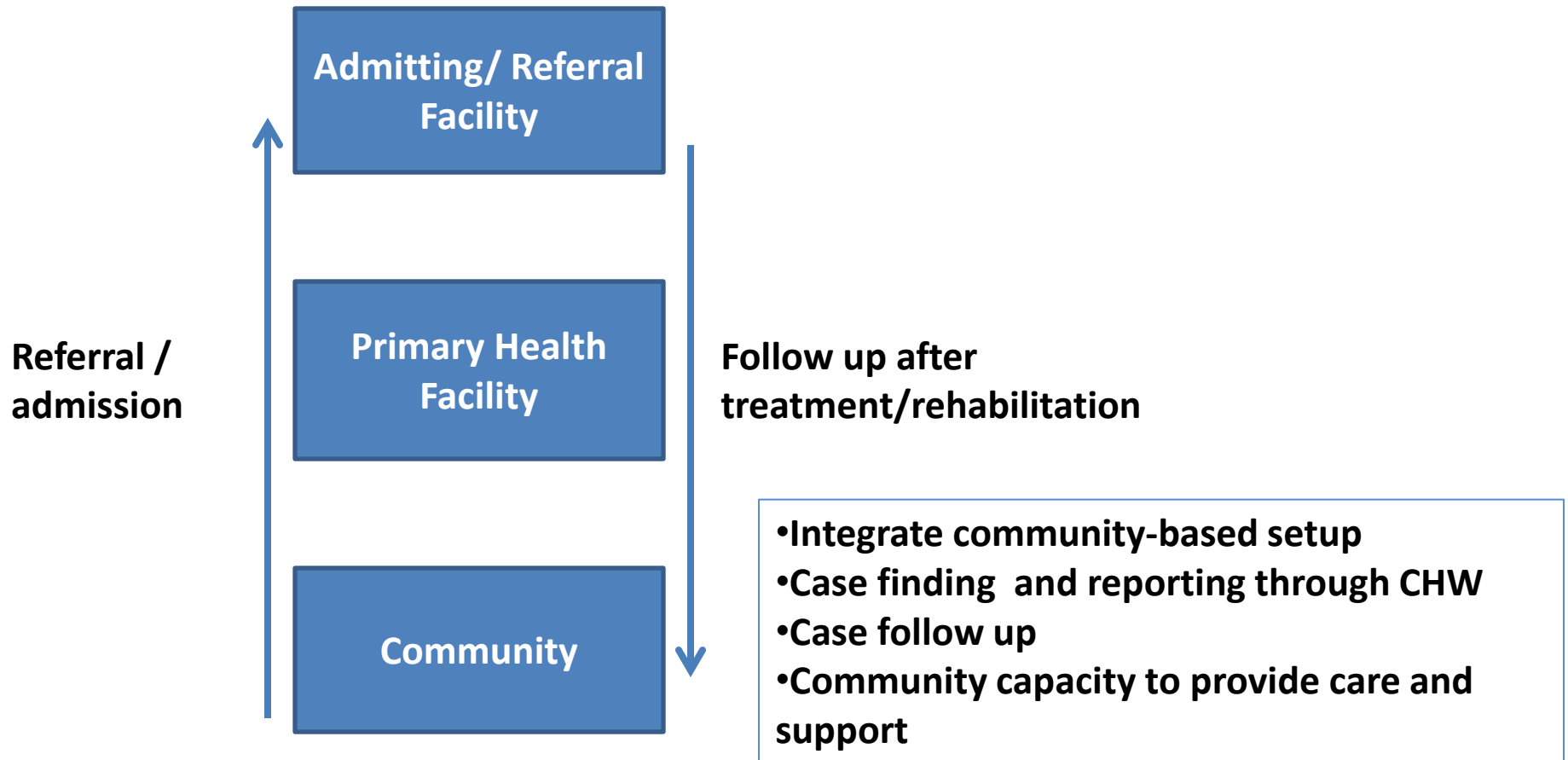
- Granularity
- Indicators
- Coverage
- Completeness
- Timeliness
- Accuracy

- **Patient data, history**
- **Health facility data**
- **Indicators, data tools/forms**
- **M&E**

- Human capacity
- Training
- Resources

Processes

- Example



Technology

- Network
- Web-based
- Data Security
- Open source software
- PCs
- Servers
- Mobile phone access (for some features)
- Data standards, codes,..
-
-

Leverage on existing deployed infrastructure

Mental HIS Components

EMR
(patient information)

Case, History, ..
MNS Indicators sets

Mental HIS Components

EMR
(patient information)

DHIS
(Routine reporting)

Aggregated data
Summaries based indicators sets
Analytics

Mental HIS Components

EMR
(patient information)

DHIS
(Routine reporting)

CHIS
(community level)

Case finding and reporting
Patient follow up
CHIS reports to DHIS

Mental HIS Components

EMR
(patient information)

DHIS
(Routine reporting)

CHIS
(community level)

Patient Tracking
(referral and follow up)

Dedicated patient tracking


Mental HIS Components

EMR
(patient information)

DHIS
(Routine reporting)

CHIS
(community level)

Patient Tracking
(referral and follow up)



**Information to
drive improvement
in access to quality
care**

Acknowledgment

- MoH, Dept of Mental Health
- MoH, Division of HI, M&E

- Asante
- waiganjo@uonbi.ac.ke