



Honor  
Educate  
Lead  
Prevent

# Data Points

## Demographic Information

On/Off Duty

Sought help?

PTSD?

Prior suicide attempts?

Under investigation at time of death?

Murder Suicide

Recent Event

Public?

Alcoholism

Drug Addiction

Depression

Post Traumatic Stress

## Financial Issues

Relationship Issues

Domestic Violence

Recent Loss of a Loved One

Recent Loss of LE Career

Work Related Medical Issues

Non-Work Related Medical Issues

Diagnosed Mental Illness

Childhood Trauma

Abnormal Work Issues

TBI or Concussion

## Narratives



# Sources

Families

Friends

Departments (co-workers, Chiefs, etc.)

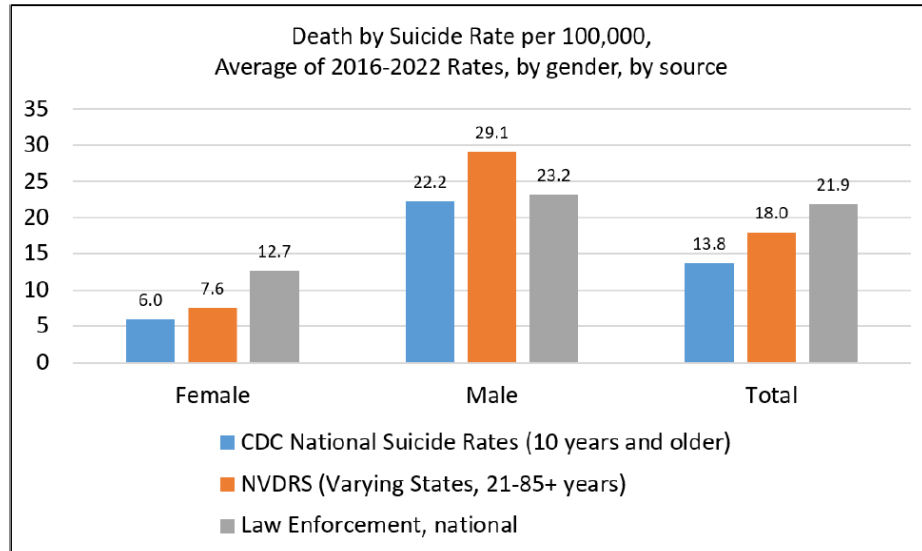
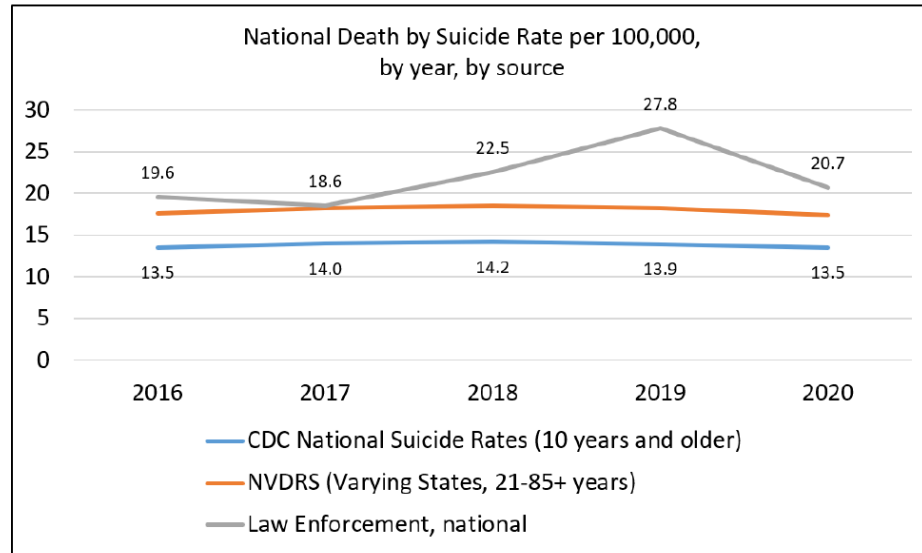
Peer Support Networks

Other LE Organizations

Internet Searches



# Data

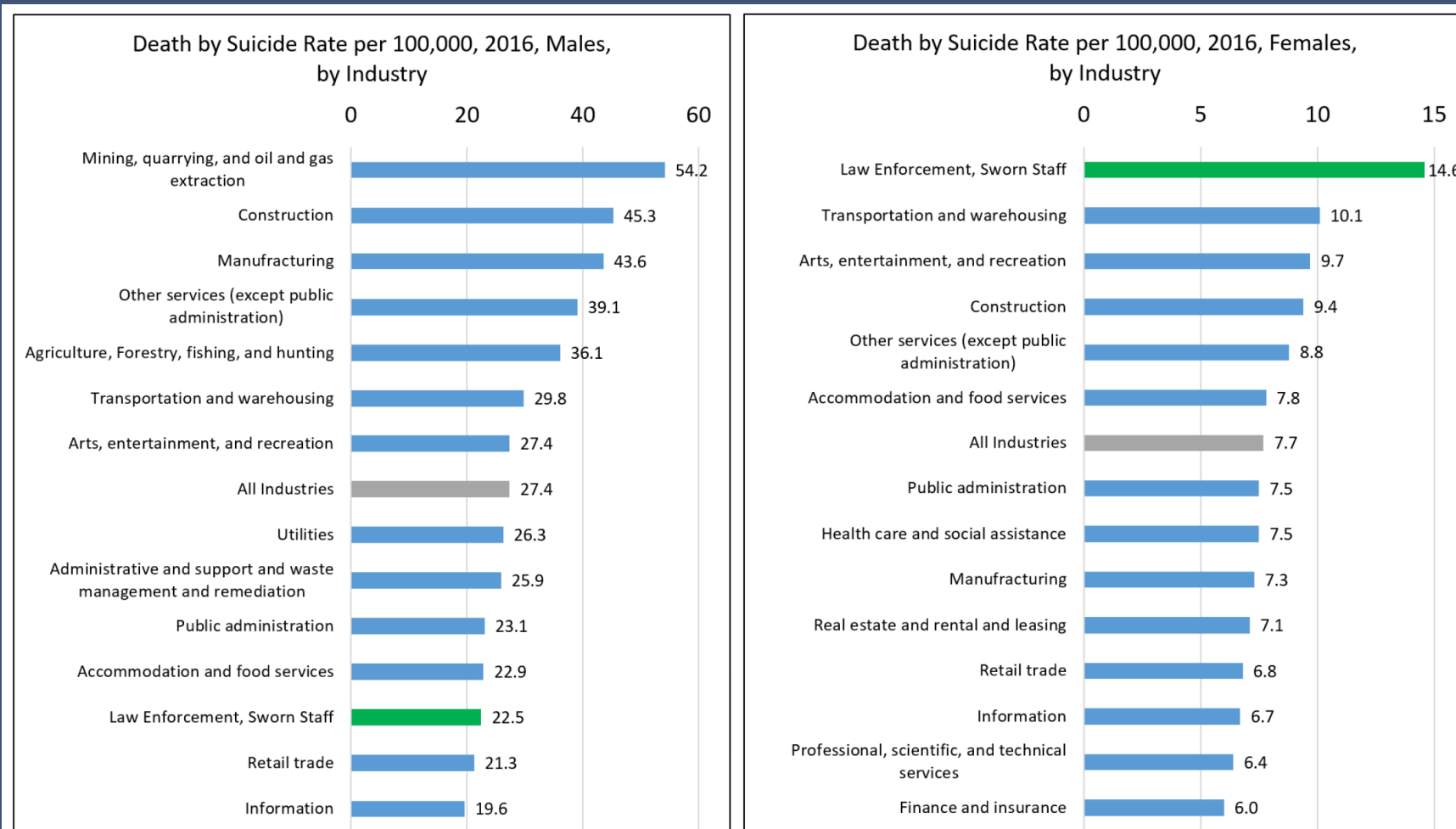


Peterson, C., Sussell, A., Li, J., Schumacher, P. K., Yeoman, K., & Stone, D. M. (2020). Suicide rates by industry and occupation – National Violent Death Reporting System, 32 states, 2016. *Morbidity and Mortality Weekly Report*, 69(3), 57–62. <https://www.ncbi.nlm.nih.gov/pmc/articles/PMC7367035/>

1sthelp.org/the-numbers

Prepared by: Dr. Dan Lawrence from the CNA Corporation  
 \*\* the comparisons are using the same states for 2016 data





Peterson, C., Sussell, A., Li, J., Schumacher, P. K., Yeoman, K., & Stone, D. M. (2020). Suicide rates by industry and occupation – National Violent Death Reporting System, 32 states, 2016. *Morbidity and Mortality Weekly Report*, 69(3), 57–62.  
<https://www.ncbi.nlm.nih.gov/pmc/articles/PMC7367035/>

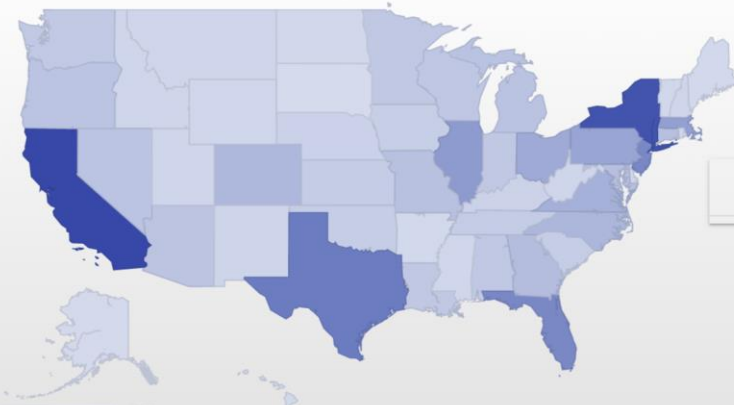
1sthelp.org/the-numbers

Prepared by: Dr. Dan Lawrence from the CNA Corporation  
 \*\* the comparisons are using the same states for 2016 data



# THE NUMBERS

PLEASE SELECT YOUR STATE - TO RESET, CLICK OUTSIDE THE MAP AREA



Apr 17, 2023

2 183

SELECT PROFESSION: C... (2)

SELECT YEAR

2017  
176

2018  
186  
+ 5.7%

2019  
236  
+ 27%

2020  
178  
- 24.6%

2021  
165  
- 7.3%

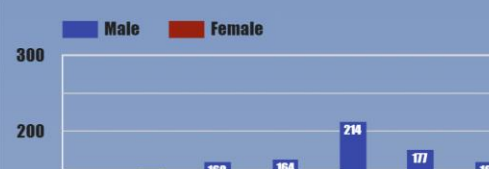
2022  
167  
+ 1.2%

2023  
30  
- 82.0%

## Yearly Numbers by Profession

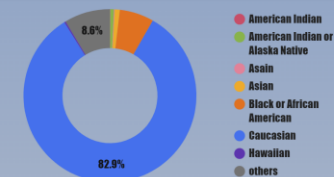


## Suicides by Gender



[1sthelp.org/the-numbers](https://1sthelp.org/the-numbers)

## Suicides by Race



## Years of Service by Rank

Rank	Years Svc
911 Telecommunicator	3
Chief Executive (ex. Chief/Sheriff/Commissioner)	25.33
Detective/Investigator	18.5
Line Supervisor (ex. Corporal/Sgt)	18.35
Mid-Manager (ex. Lieutenant/Captain)	22.89

## Years of Service by Profession

PROFESSION	AVERAGE YEARS OF SERVICE
Corrections	11.31
Law Enforcement	16.42

## First Responders who are Military Veterans

Corrections	55
Law Enforcement	314

## Suicides by Duty Status Active/Retired



# Challenges and Successes



1stHELP.ORG  
Karen Solomon  
Karen@1stHELP.ORG

