

Prevalence of myalgic encephalomyelitis/chronic fatigue syndrome (ME/CFS)-like illness following COVID-19 in a large integrated health system

Jacek Skarbinski, MD

The Permanente Medical Group, Kaiser Permanente Northern California

Long COVID Symposium: Examining the Working Definition: June 23, 2023

ME/CFS causes substantial morbidity, but ME/CFS both under-diagnosed and over-diagnosed in healthcare settings

Designed study to assess ME/CFS prevalence based on patient self-report in a large, integrated health system

Enrolled 9,825 persons using electronic survey to assess patient reported symptoms and functional status

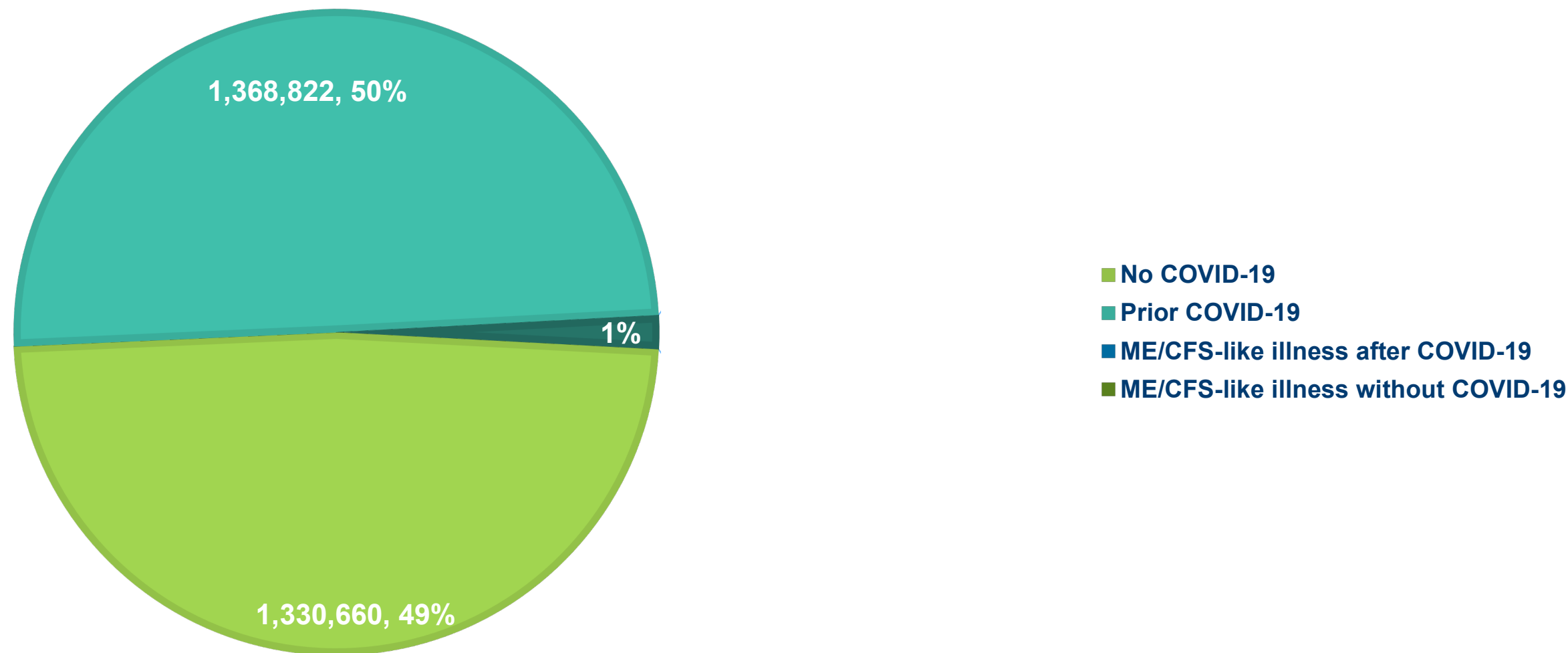
Used 2015 Institute of Medicine diagnostic criteria for ME/CFS

- ▲ **New onset profound fatigue, post-exertional malaise, and unrefreshing sleep**
- ▲ **Plus cognitive impairment or orthostatic intolerance**

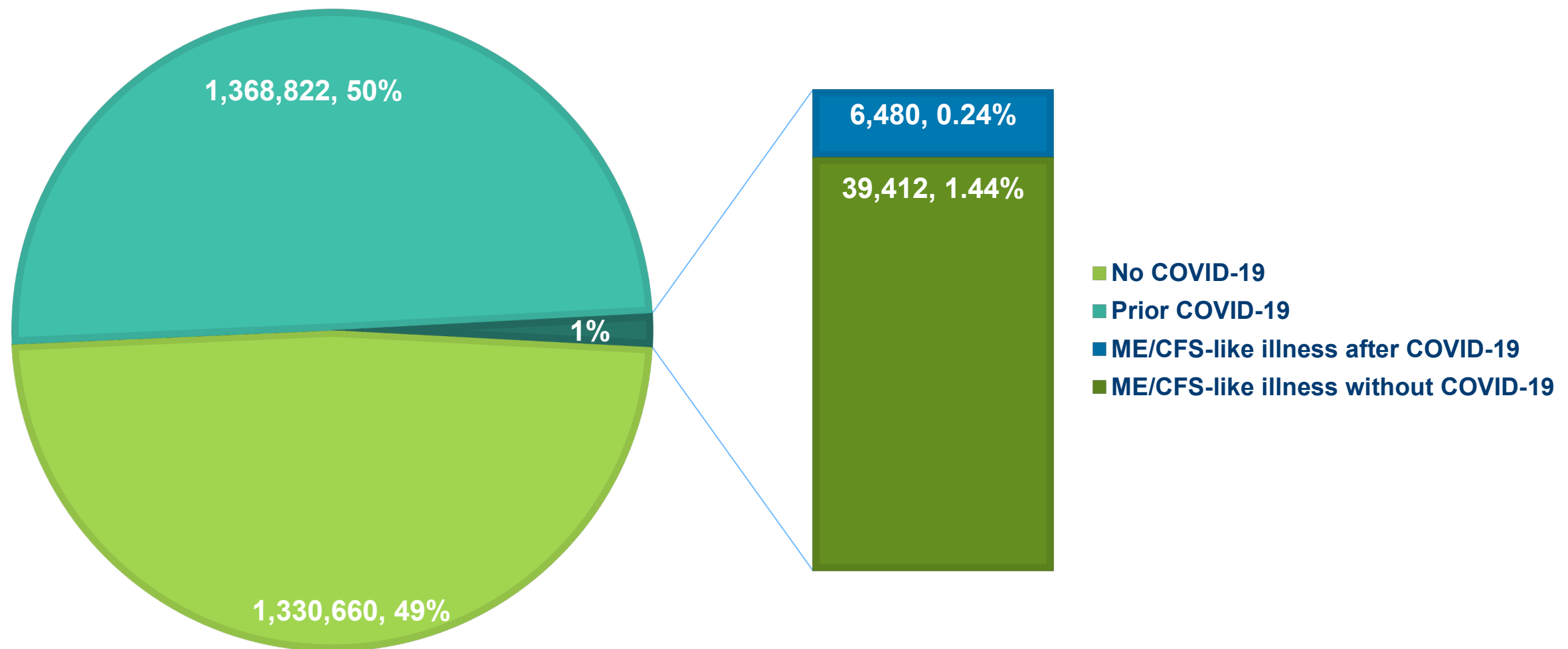
Based on self-reported symptom duration, frequency and severity identify persons with ME/CFS-like illness and stratify:

- ▲ **1) ME/CFS-like illness after COVID-19**
- ▲ **2) ME/CFS-like illness without COVID-19**
- ▲ **3) No ME/CFS-like illness**

50% of people in our health system had COVID-19
About 1.7% overall have ME/CFS-like illness



1 in 211 people who had COVID-19 have ME/CFS-like illness after COVID-19
1 in 70 people have ME/CFS-like illness without COVID-19



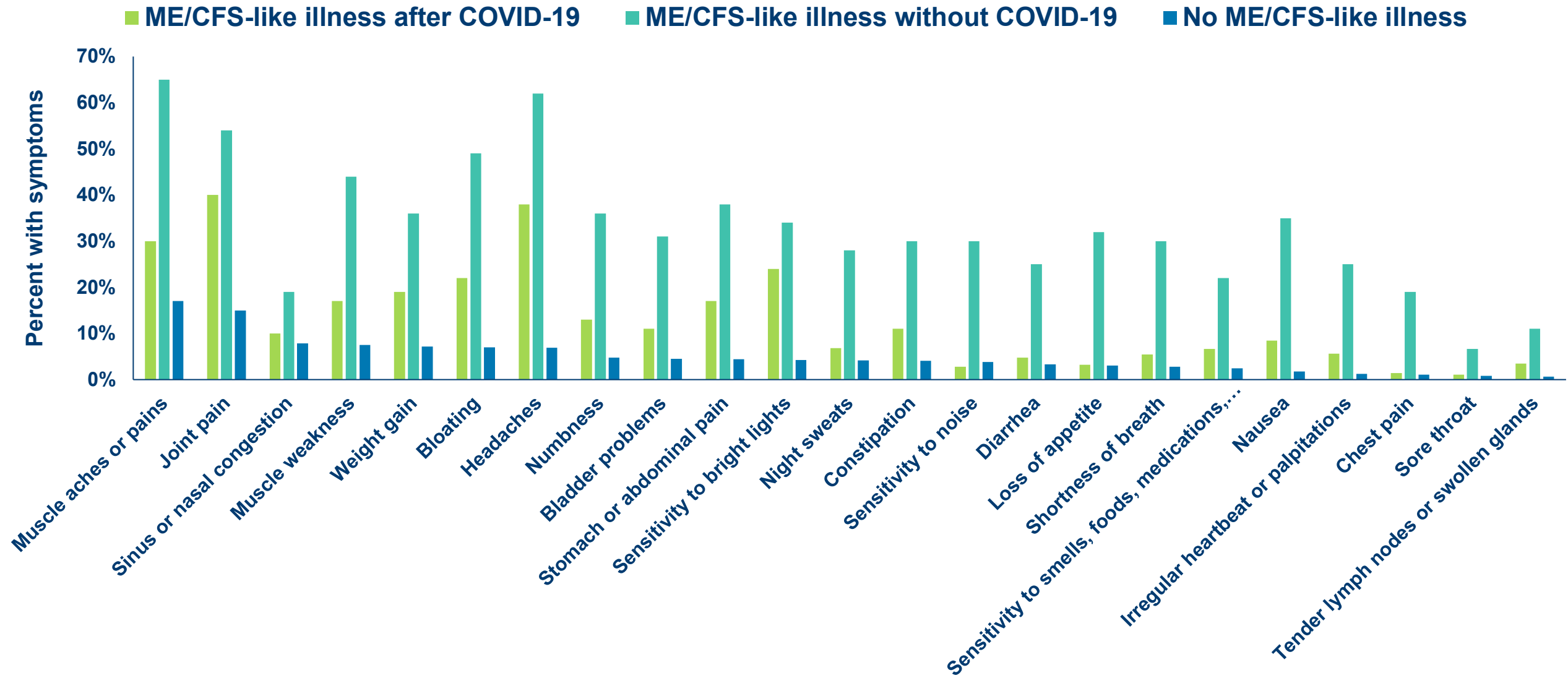
Persons with ME/CFS-like illness after COVID-19 have shorter duration of symptoms, are younger, more likely to be LatinX/Hispanic, and more likely to be obese

	ME/CFS-like illness after COVID-19	ME/CFS-like illness without COVID-19	No ME/CFS-like illness
Characteristic	% (CI)	% (CI)	% (CI)
Years since fatigue onset (mean)	2 (1.5, 2.0)	9 (5.4, 12)	
Age, years (mean)	36 (33, 39)	45 (40, 50)	50 (49, 50)
Race/ethnicity			
LatinX/Hispanic	41 (11, 79)	27 (15, 43)	17 (16, 19)
Black	4.0 (0.65, 21)	11 (3.5, 30)	5.5 (4.6, 6.6)
Asian	0.4 (0.09, 1.5)	14 (6.4, 29)	22 (20, 24)
White	53 (18, 85)	44 (30, 59)	50 (48, 52)
Female sex	60 (21, 89)	75 (57, 86)	58 (56, 60)
Body mass index ≥ 30 kg/m ²	40 (11, 79)	45 (31, 60)	26 (24, 27)

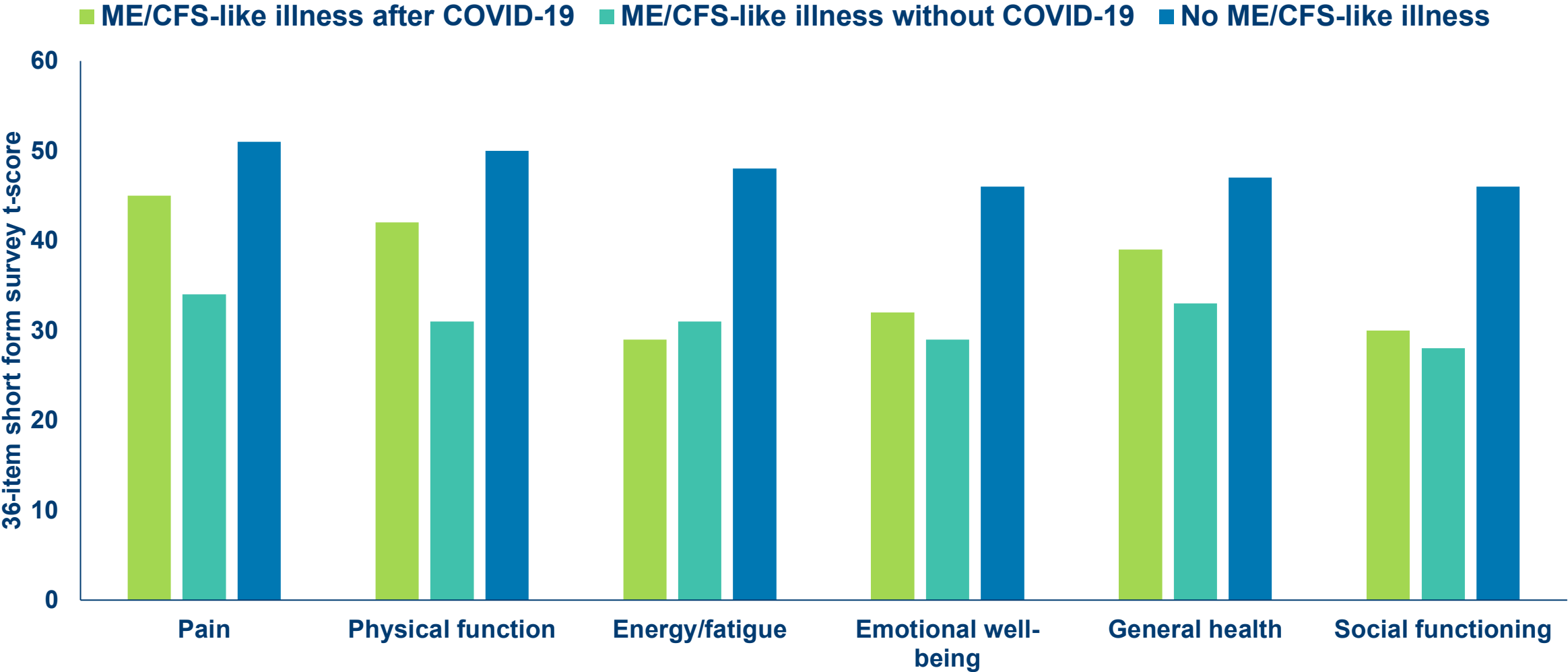
Among persons who had COVID-19, those with ME/CFS-like illness after COVID-19 are more likely to be unvaccinated and infected in pre-Delta period

	ME/CFS-like illness after COVID-19	ME/CFS-like illness without COVID-19	No ME/CFS-like illness
Characteristic	% (CI)	% (CI)	% (CI)
No COVID-19 vaccination at time of first COVID-19 episode	96 (87, 99)	22 (14, 34)	21 (19, 22)
Variant at time of first COVID-19 episode			
Pre-Delta (before June 1, 2021)	74 (34, 94)	17 (10, 28)	14 (13, 16)
Delta	5.4 (1.9, 15)	25 (11, 47)	11 (9.3, 12)
Omicron	1.2 (0.39, 3.5)	57 (38, 74)	67 (65, 70)
Unknown	19 (2.7, 66)	0.9 (0.49, 1.6)	7.5 (6.1, 9.3)

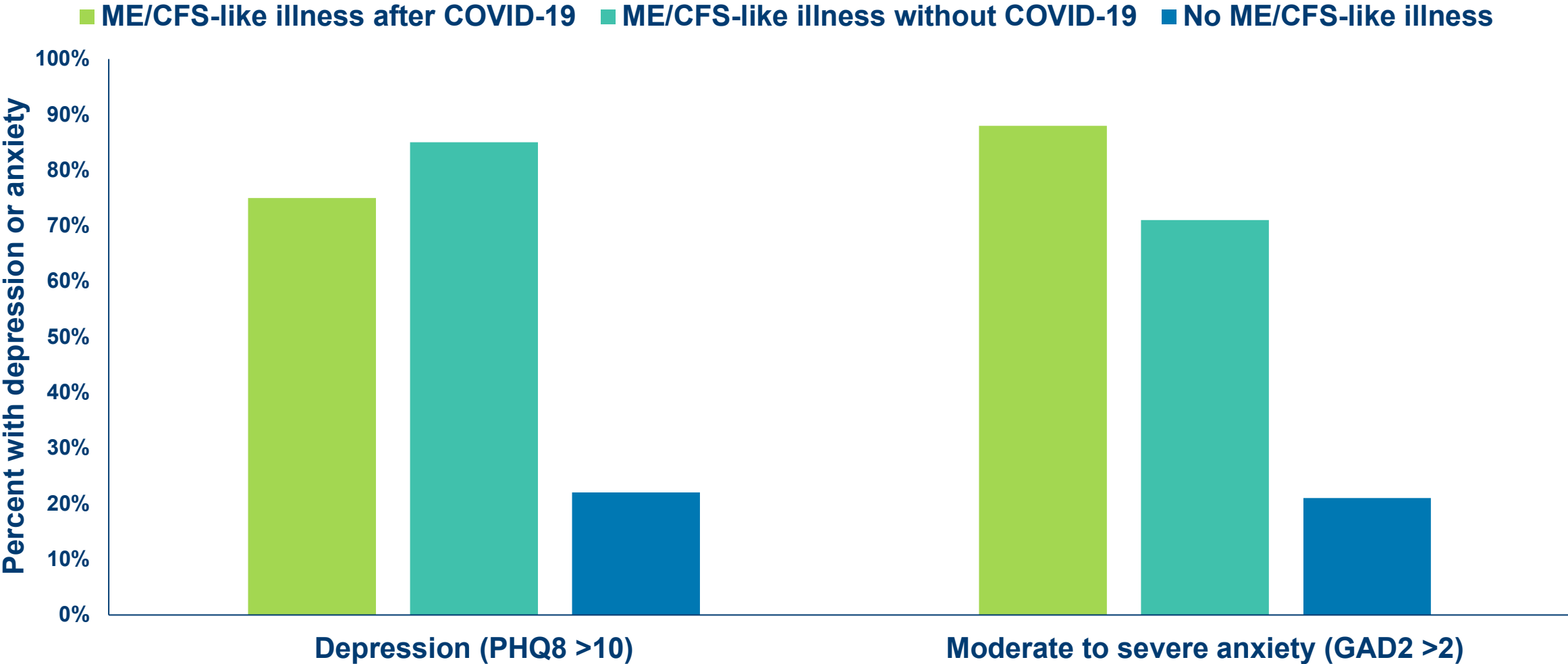
Persons with ME/CFS-like illness experience many severe, frequent symptoms



Persons with ME/CFS-like illness have lower physical, emotional, and social functioning



Persons with ME/CFS-like illness are more likely to have depression or anxiety



Burden of ME/CFS-like illness after COVID-19 might be very large

Our study

2,745,374 adults × 50% had COVID-19 × 1 in 211 with ME/CFS-like illness after COVID-19 =
6,480 (95% confidence interval 1,244–11,715)

United States

258,327,312 adults × 50% had COVID-19 × 1 in 211 with ME/CFS-like illness after COVID-19 =
609,973 (95% confidence interval 117,054–1,102,329)

Persons with ME/CFS-like illness after COVID-19

↑ Symptoms

↓ Physical, emotional, and social functioning

↑ Depression and anxiety

Thank you!!!

This work was supported by

- ▲ Centers for Disease Control and Prevention via a cooperative agreement with the California Emerging Infections Program [6NU50CK000452-04-05] and a sub-contract with Kaiser Permanente Northern California (JS)
- ▲ National Cancer Institute of the National Institutes of Health under Award Number U01CA260584 as part of the Serological Sciences Network (SeroNet) (JS)
- ▲ Physician Researcher Program of The Permanente Medical Group Delivery Science and Applied Research Program (JS)

