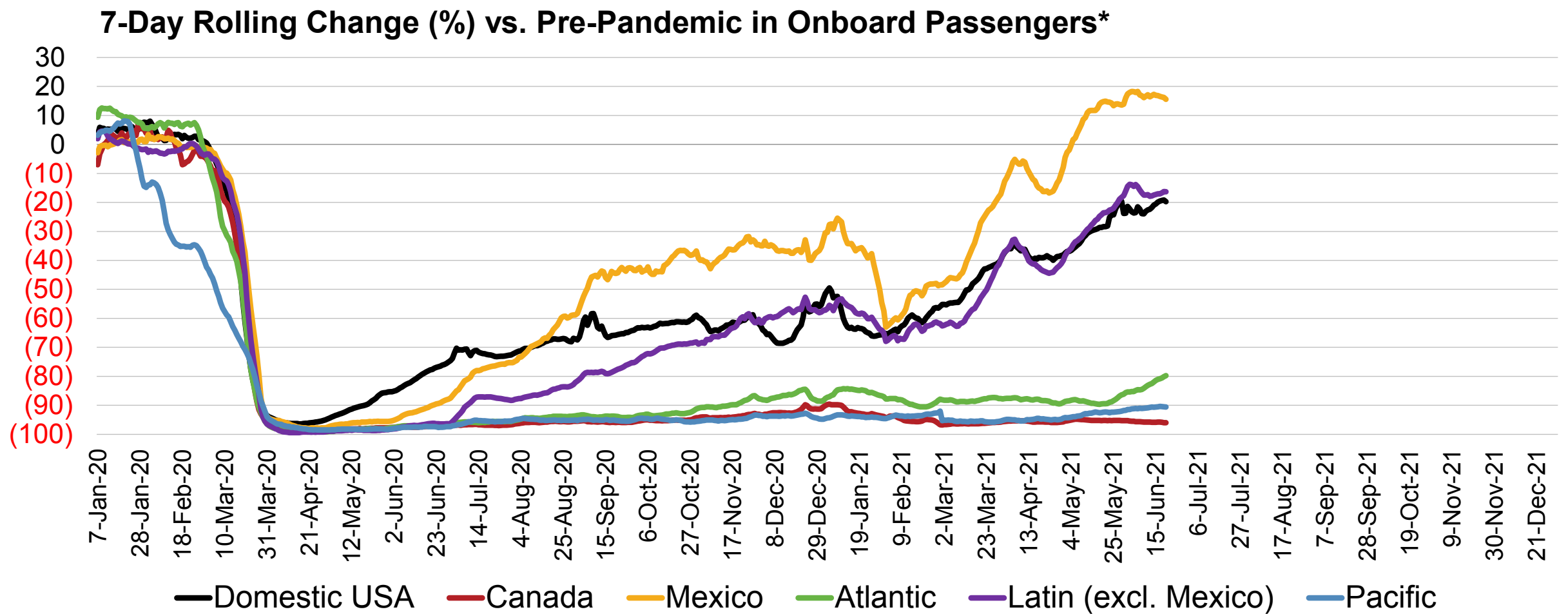


In Most Recent Week, U.S. Airline Passenger Volumes Were 23% Below Pre-Pandemic Levels

Domestic Air Travel Down 20%, International Air Travel Down 46%

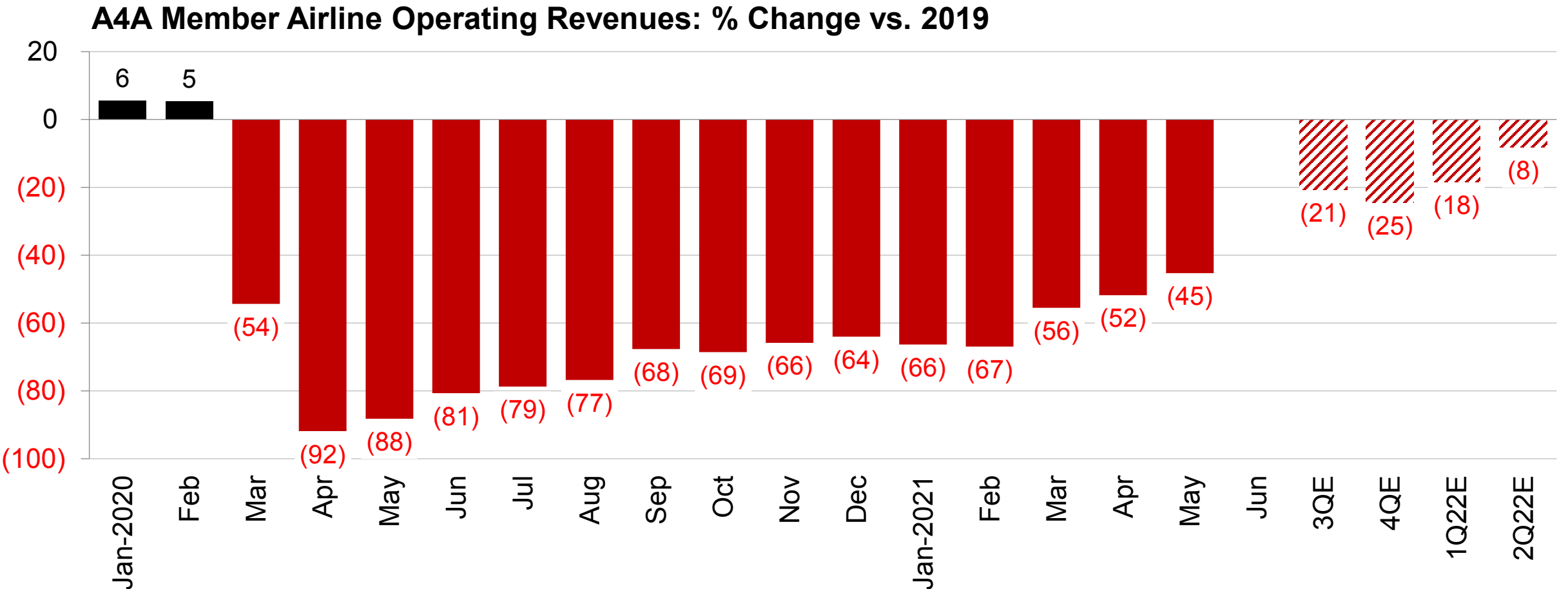


Source: A4A member passenger airlines and branded code share partners

* Onboard ("segment") passengers; "pre-pandemic" precedes March 1, 2020

U.S. Passenger Airline Revenues Are Improving Sequentially But Remain Depressed

For A4A Member Carriers, Operating Revenues Throughout 2021 Will Remain Below 2019

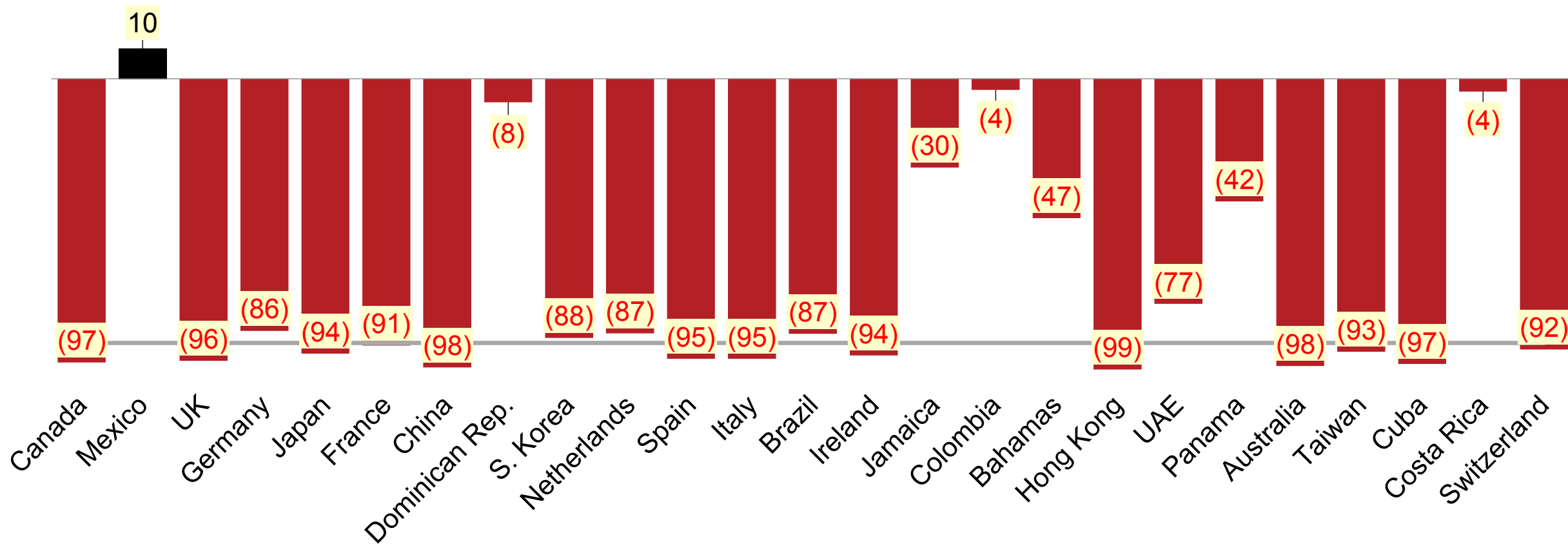


Sources: Alaska/American/Delta/Hawaiian/JetBlue/Southwest/United as reported to A4A on a consolidated company basis * Wall Street estimates

Of the 25 Largest U.S.-Country Pairs in May 2019, 13 Were *Down More Than 90%* in May 2021

U.S.-Mexico Saw Volumes *Rise 10%*; D.R./Colombia/Costa Rica Saw Small Declines

Top-25 U.S. Country Pairs: % Change in Passengers* in May 2021 vs. May 2019
Sorted left to right by highest volume in May 2019

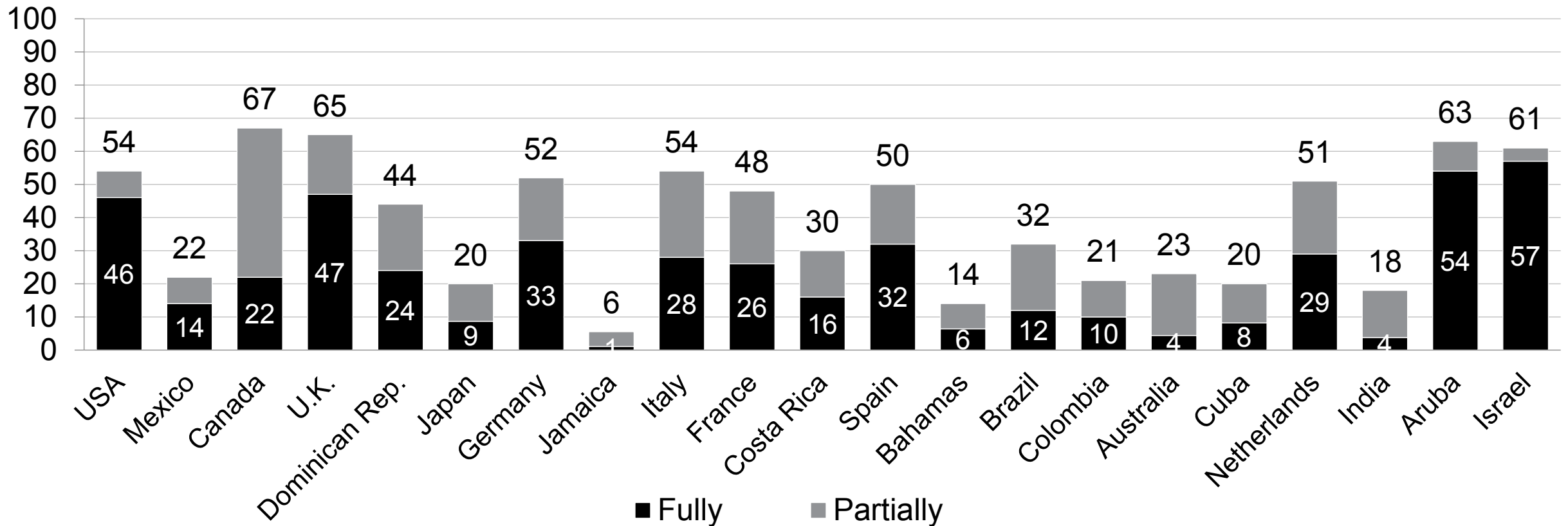


Source: DHS I-92 / APIS data compiled by U.S. Department of Commerce National Travel and Tourism Office * Gateway-to-gateway passengers on U.S. and foreign scheduled and charter airlines and general aviation

Among Key International Markets, Canada and the U.K. Boast the Highest Vaccination Rates

With Respect to Full Vaccination, Israel and Aruba Lead the Pack

% of Entire Population Vaccinated* in Top-20 U.S.-International O&D Markets (excl. China)
Sorted left to right by highest U.S.-carrier O&D passenger volume in 2019



Source: Our World in Data via *The New York Times* and DOT Data Bank 1B * Partially = received at least one dose of a vaccine as of June 24, 2021; data for China unknown



Airlines for America[®]

We Connect the World