

Overview of Policy and Payment Challenges to Facilitate Multidisciplinary, Multispecialty Expert Care for People Living with and Beyond Cancer

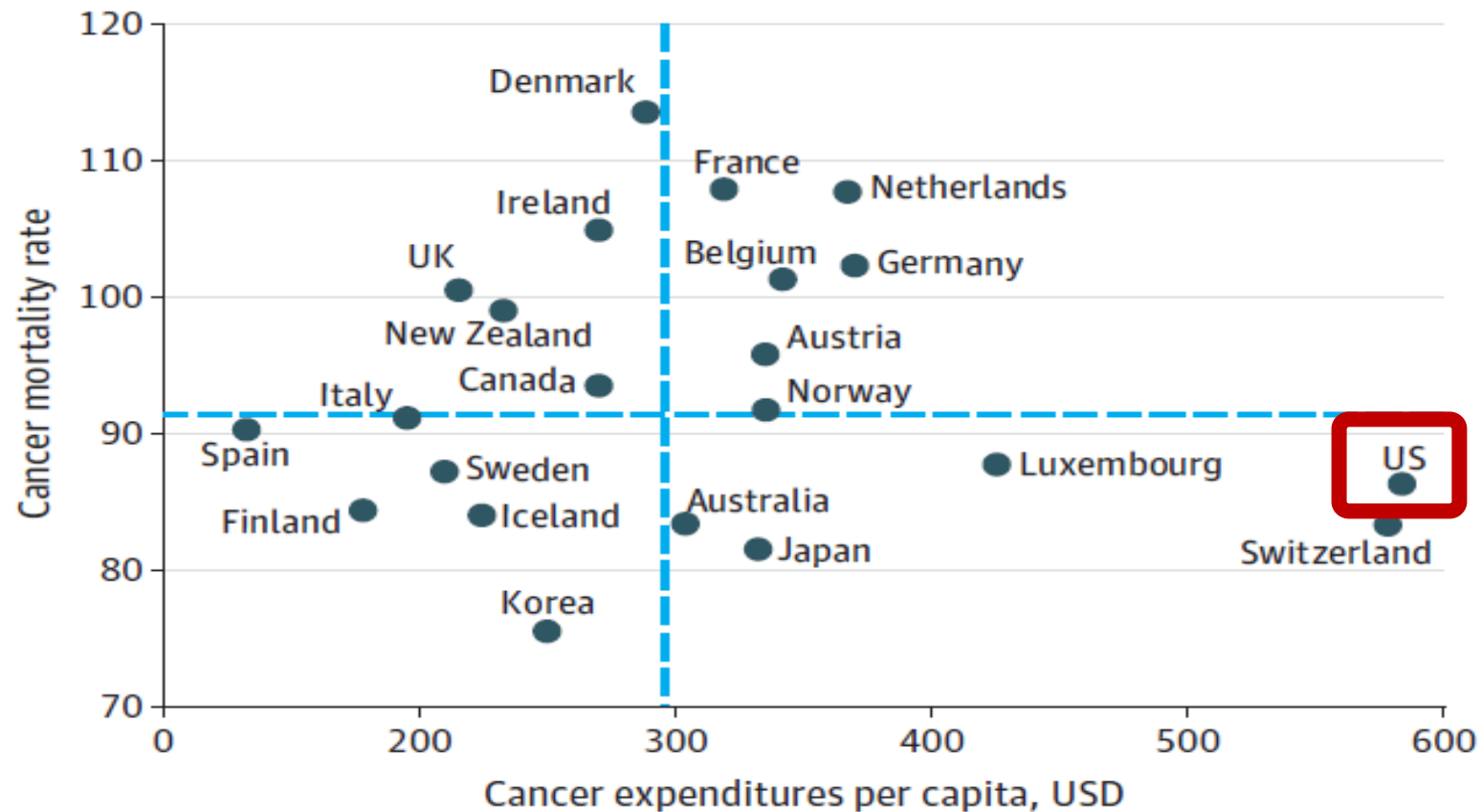
Robin Yabroff

Scientific Vice President, Health Services Research

Robin.Yabroff@cancer.org

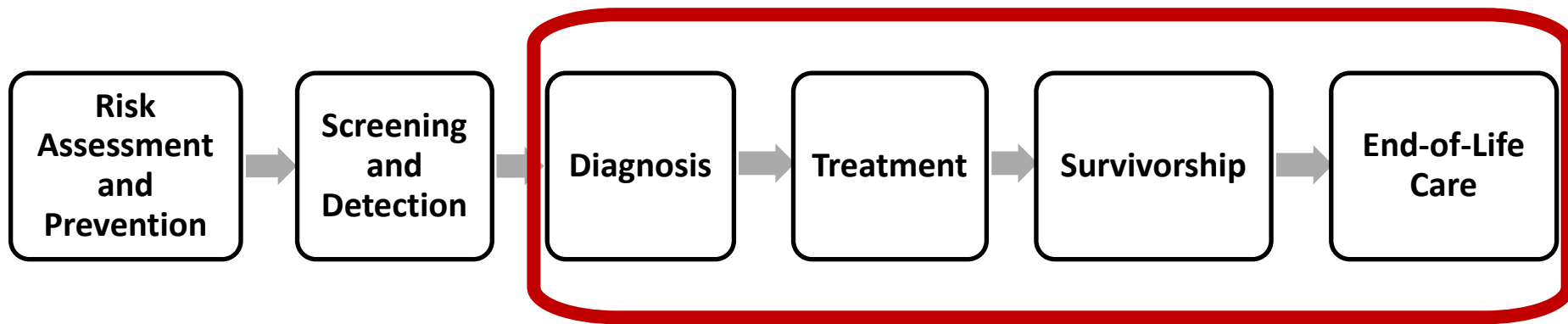


Cancer-Related Spending and Mortality Rates in the United States Compared with other High-Income Countries



Chow RD, Bradley EH, Gross CP. Comparison of Cancer-Related Spending and Mortality Rates in the US vs 21 High-Income Countries. *JAMA Health Forum*. 2022;3(5):e221229.

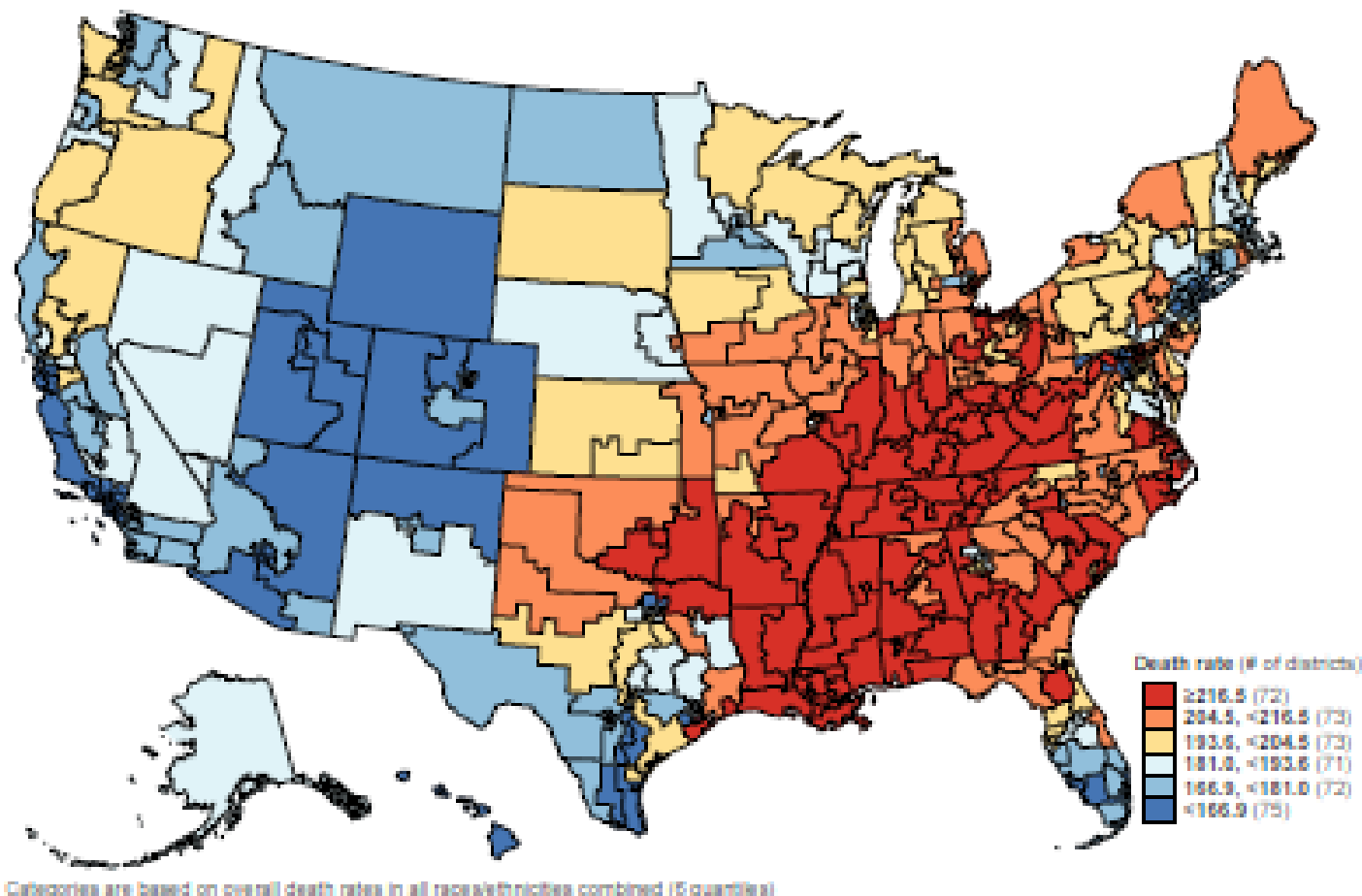
Disparities in Care Across the Cancer Control Continuum



Cancer Survivorship in the United States

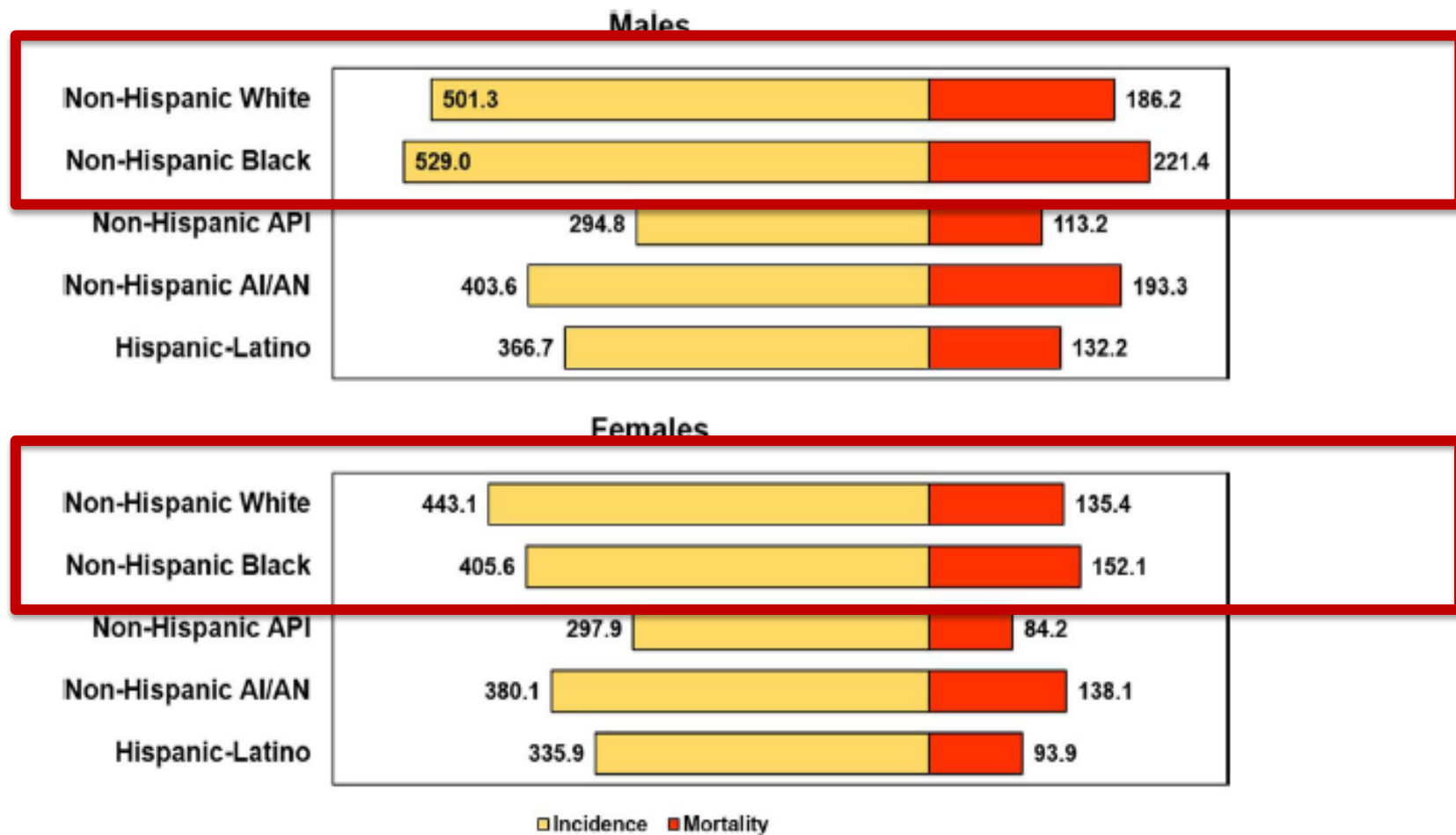
- Cancer survivors can experience lasting adverse effects of disease and its treatment
 - Risk for new cancers and chronic conditions
 - Increases need for specialty and coordinated care
 - Limitations in amount or kind of work
 - Income loss, especially without paid sick leave
 - Lack workplace accommodations
 - Loss of employer-sponsored health insurance
- Disparities in access to care and health outcomes by geography, socioeconomic status, health-related social needs, and race and ethnicity

Geographic Disparities in Cancer Mortality Rates in United States, Males 2014-2018



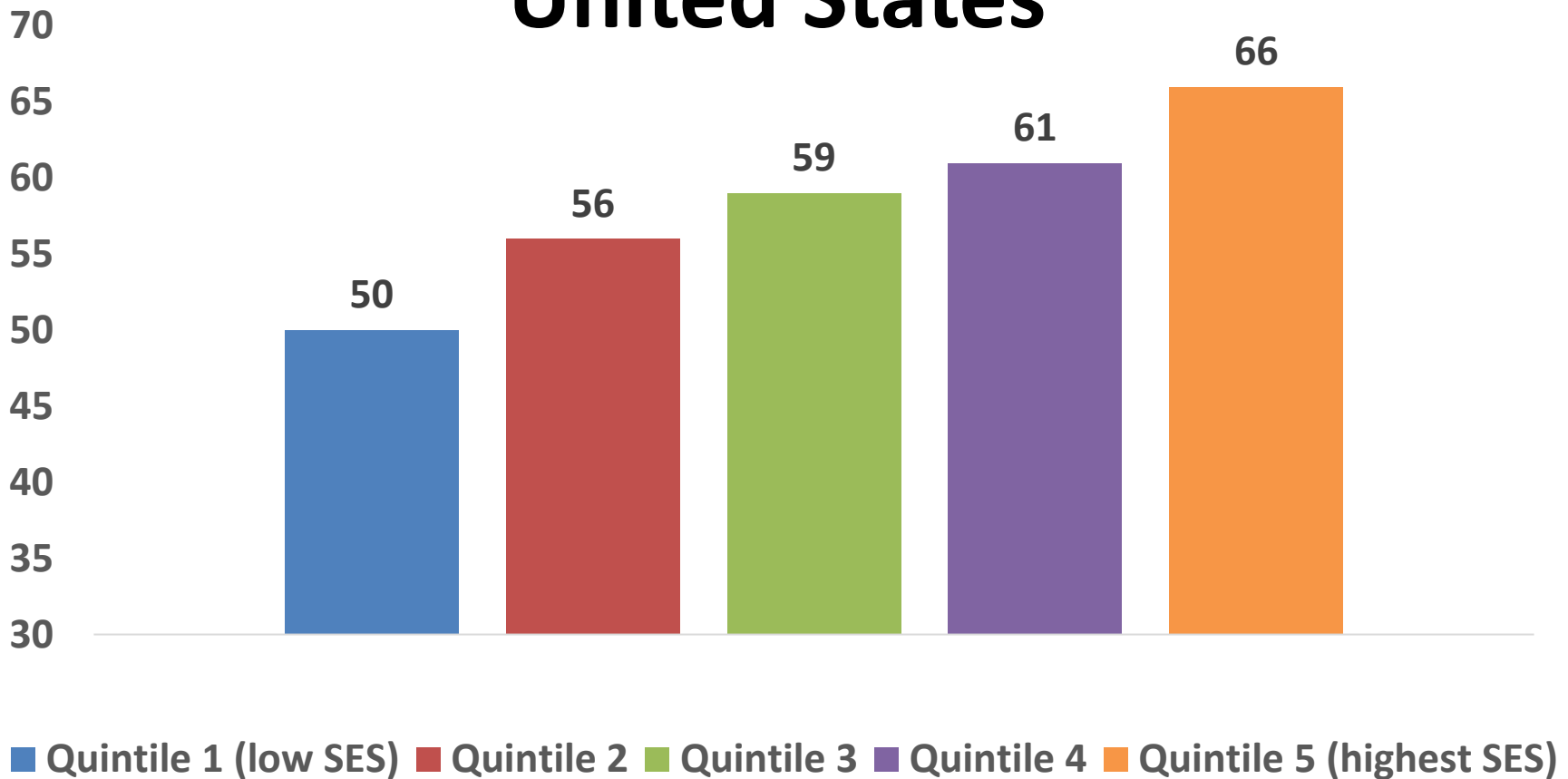
Source: Islami F, Guerra CE, Minihan A, et al. American Cancer Society's report on the status of cancer disparities in the United States, 2021. CA Cancer J Clin. 2021. Epub ahead of print. PMID: 34878180.

Disparities in Cancer Incidence and Mortality Rates by Race and Ethnicity in the US, 2015-2019



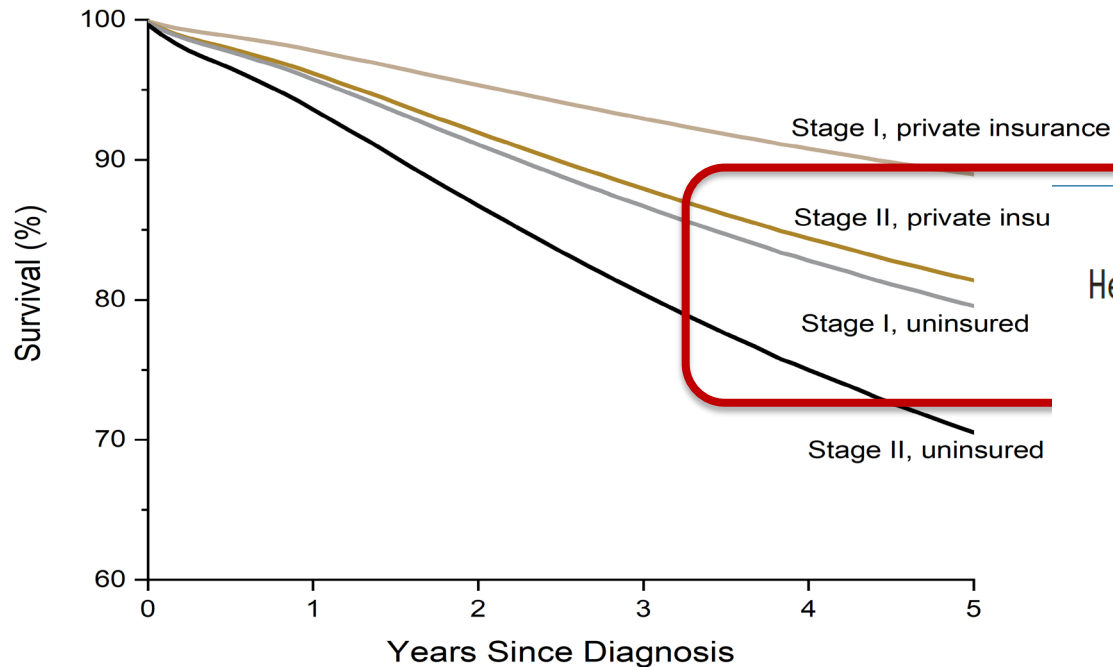
Source: Islami F, Guerra CE, Minihan A, et al. American Cancer Society's report on the status of cancer disparities in the United States, 2021. CA Cancer J Clin. 2021. Epub ahead of print. PMID: 34878180.

Socioeconomic Disparities in 5-year Survival Following Cancer Diagnosis in United States



SES measured with area deprivation index, with indicators of education, occupation, wealth, income distribution, unemployment rate, poverty rate, and housing quality linked to SEER data. SOURCE: Singh GK, Jemal A. Socioeconomic and Racial/Ethnic Disparities in Cancer Mortality, Incidence, and Survival in the United States, 1950-2014: Over Six Decades of Changing Patterns and Widening Inequalities. J Environ Public Health. 2017

Disparities in Survival By Health Insurance Coverage, Colorectal Cancer Patients



CA CANCER J CLIN 2022;0:1-19

Health insurance status and cancer stage at diagnosis and survival in the United States

Jingxuan Zhao, MPH¹; Xuesong Han, PhD¹; Leticia Nogueira, MPH, PhD¹; Stacey A. Fedewa, MPH, PhD²; Ahmedin Jemal, DVM, PhD¹; Michael T. Halpern, MD, PhD³; K. Robin Yabroff, PhD, MBA¹

17 Cancer Sites combined

6 Cancer sites

Colorectal

Prostate

Esophagus

Liver

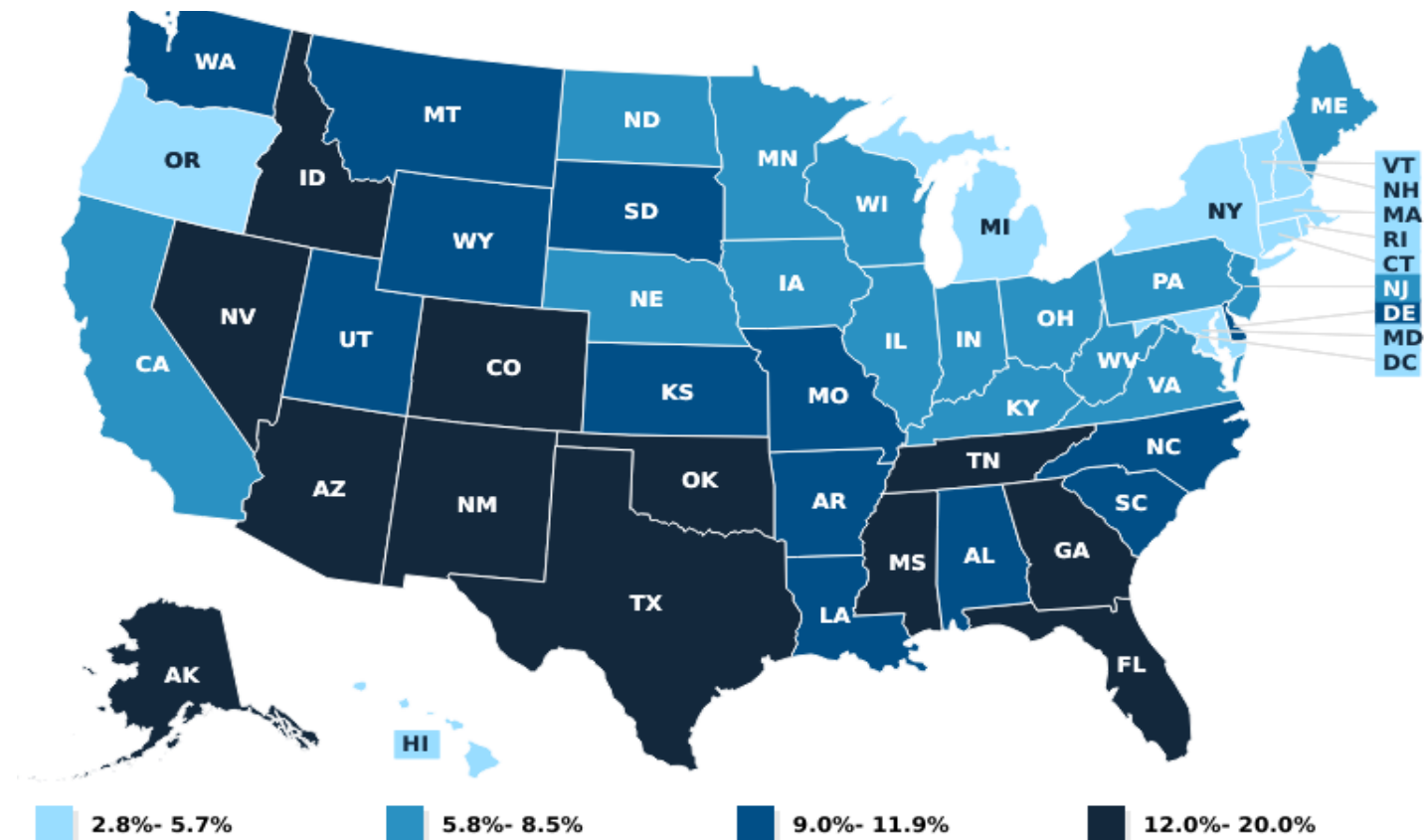
Oral Cavity

Non-Hodgkin Lymphoma

Data from the National Cancer Database

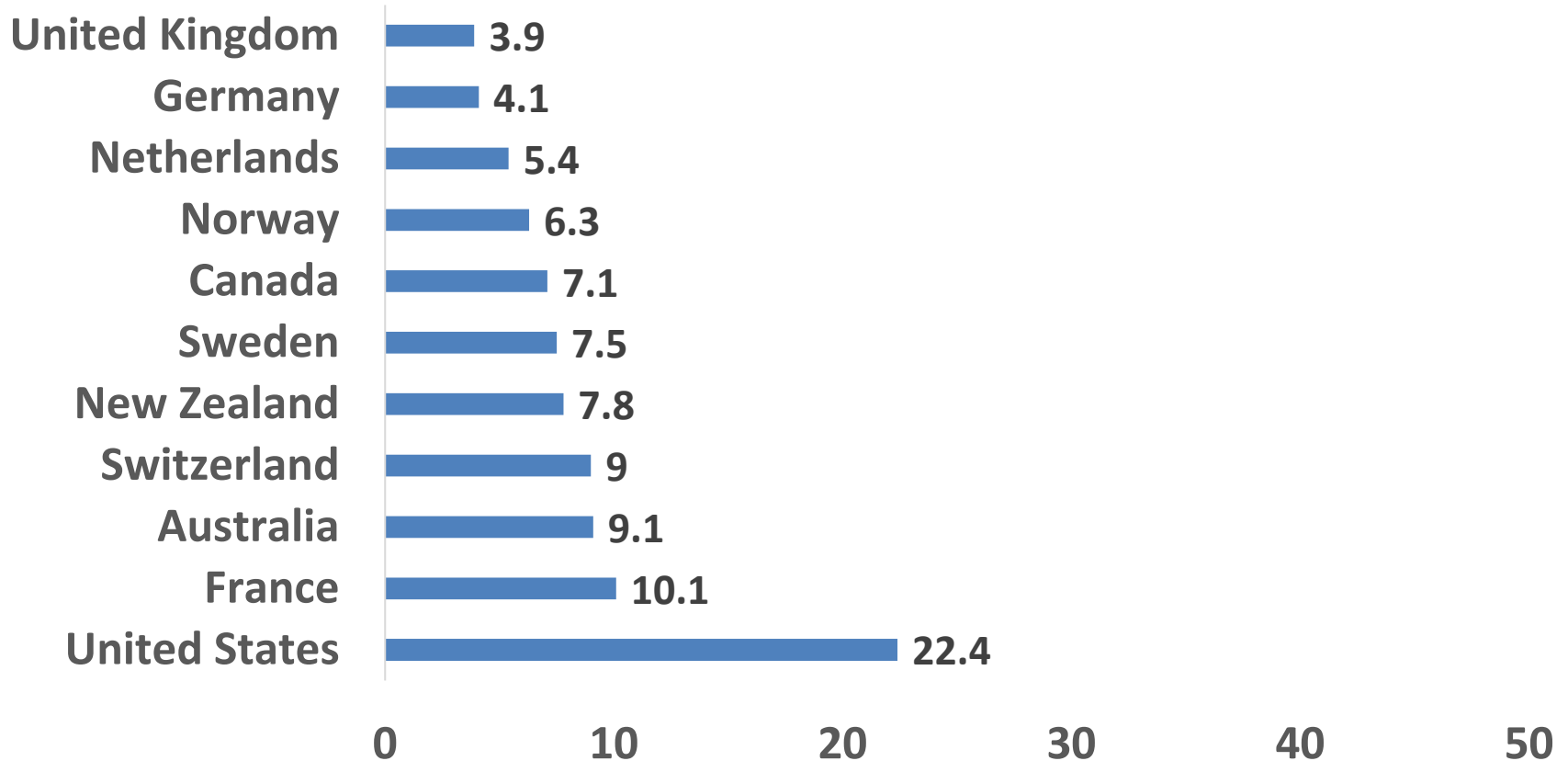
Source: Zhao J, Han X, Nogueira L, Fedewa SA, Jemal A, Halpern MT, Yabroff KR. Health insurance status and cancer stage at diagnosis and survival in the United States. CA Cancer J Clin. 2022 Epub ahead of print.

Percentage of Adults aged 18-64 Years without Health Insurance Coverage by State



SOURCE: Kaiser Family Foundation's State Health Facts.

Serious Problems or Unable to Pay Medical Bills in High Income Countries



Source: MacKinnon NJ, Emery V, Waller J, Ange B, Ambade P, Gunja M, Watson E. Mapping Health Disparities in 11 High-Income Nations. JAMA Netw Open. 2023;6(7):e2322310.

Data from 2020 Commonwealth Fund International Health Policy Survey

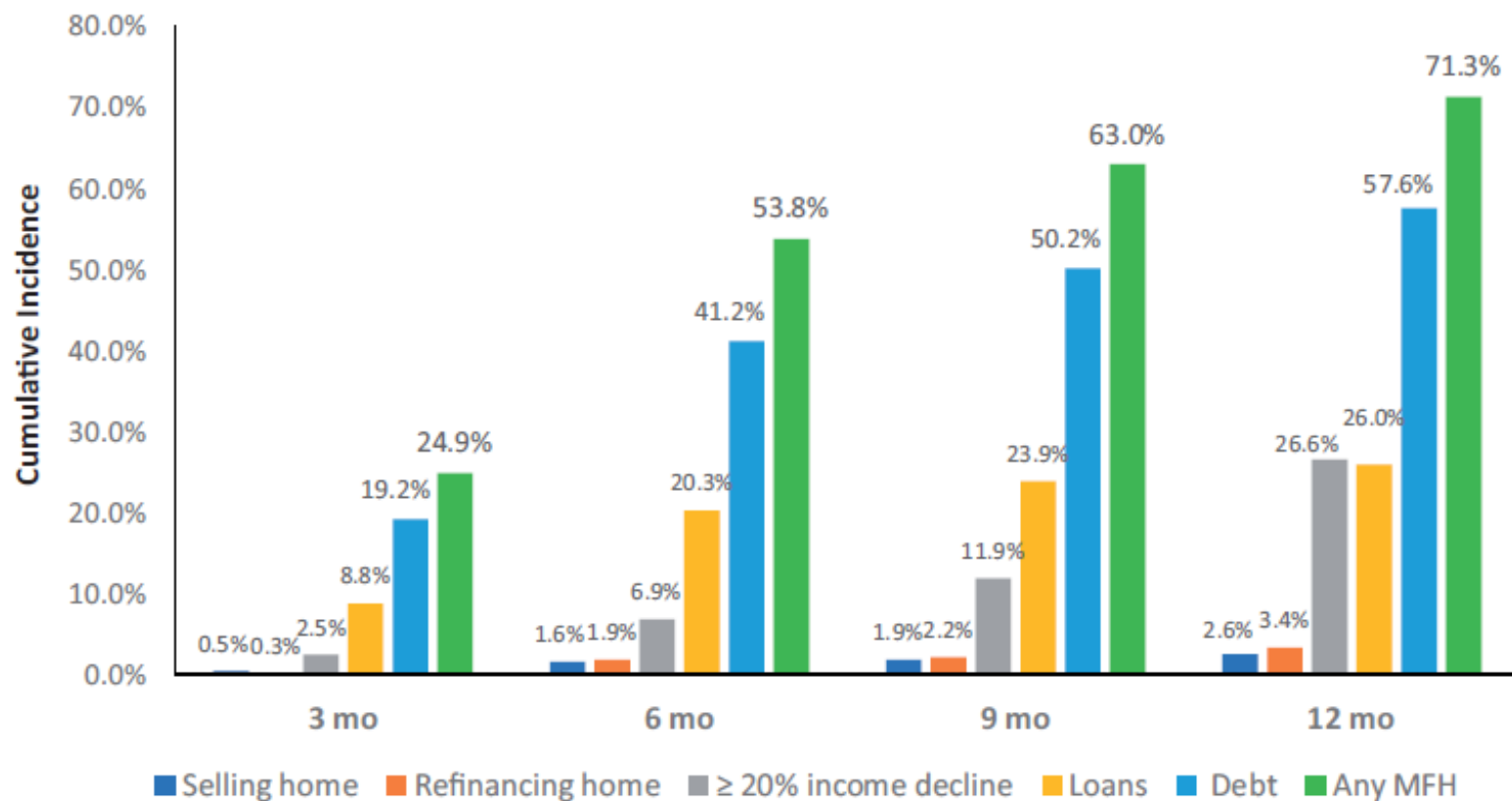
Medical and Non-Medical Financial Hardship

Even many years following diagnosis, cancer survivors report:

- High out-of-pocket cost burden, medical debt, filing for bankruptcy
- Distress and worry about medical bills
- Delaying or forgoing medical care because of cost
- Worries about daily financial needs (e.g., food, housing)
- Transportation barriers to care

Sources: Han X, Zhao J, Zheng Z, de Moor JS, Virgo KS, Yabroff KR. Medical Financial Hardship Intensity and Financial Sacrifice Associated with Cancer in the United States. *Cancer Epidemiol Biomarkers Prev.* 2020;29(2):308-317. Zheng Z, Jemal A, Tucker-Seeley R, et al. Worry About Daily Financial Needs and Food Insecurity Among Cancer Survivors in the United States. *J Natl Compr Canc Netw.* 2020;18(3):315-327. Yabroff KR, Zhao J, Zheng Z, Rai A, Han X. Medical Financial Hardship among Cancer Survivors in the United States: What Do We Know? What Do We Need to Know?. *Cancer Epidemiol Biomarkers Prev.* 2018;27(12):1389-1397.

Major Financial Hardship Among Patients Starting Treatment for Metastatic Colorectal Cancer



Source: Shankaran V, Unger JM, Darke AK, Suga JM, Wade JL, Kourlas PJ, Chandana SR, O'Rourke MA, Satti S, Liggett D, Hershman DL, Ramsey SD. S1417CD: A Prospective Multicenter Cooperative Group-Led Study of Financial Hardship in Metastatic Colorectal Cancer Patients. J Natl Cancer Inst. 2022. Published online.

Features of Health Insurance Coverage Associated with Access and Affordability

- Coverage disruptions
 - Periods without coverage or change in plan
 - Provider network disruptions
- Cost-sharing
 - Deductibles
 - Copayments
 - Coinsurance
- Annual out-of-pocket caps
- Uncovered services (e.g., dental care)



cancer.org | 800.227.2345

