

THE INTERSECTION OF VOTING & HEALTH

Satcher Health Leadership Institute



MOREHOUSE
SCHOOL OF MEDICINE

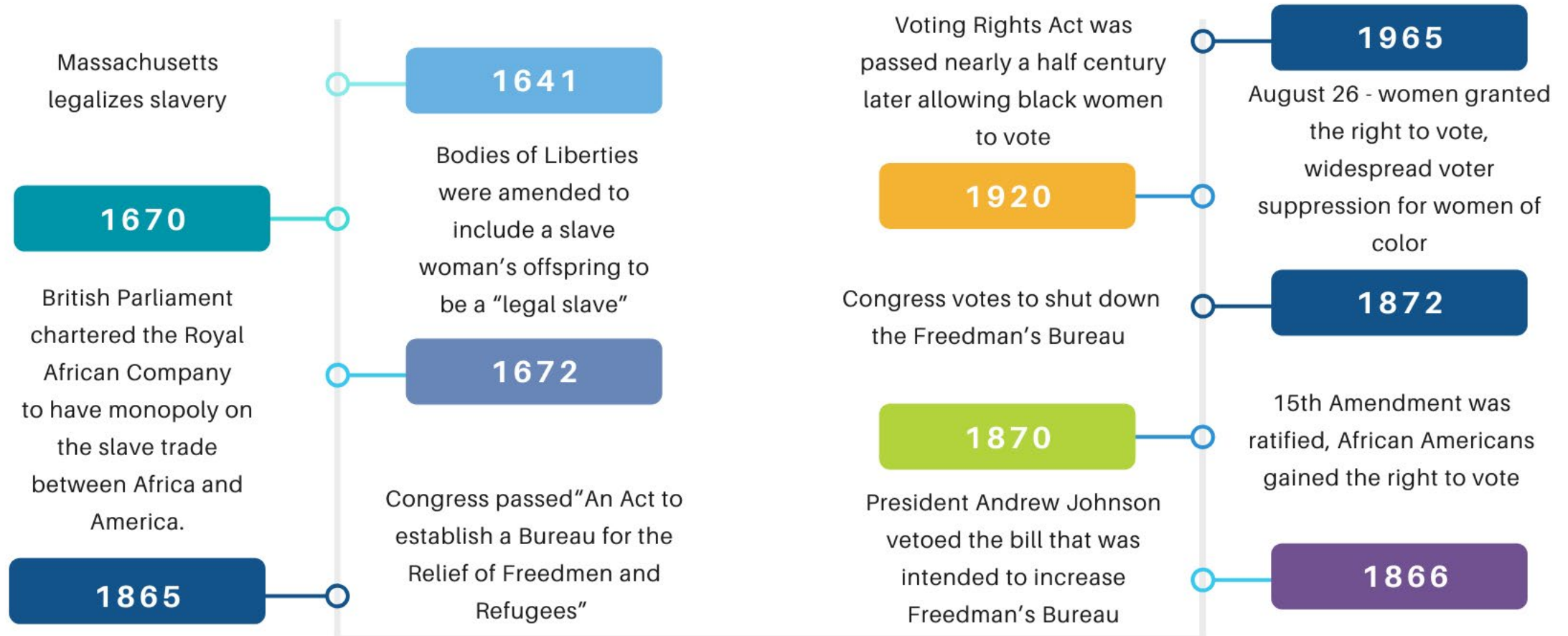
Daniel E. Dawes, JD


Executive Director

Satcher Health Leadership Institute

Morehouse School of Medicine

LEARNING FROM OUR PAST

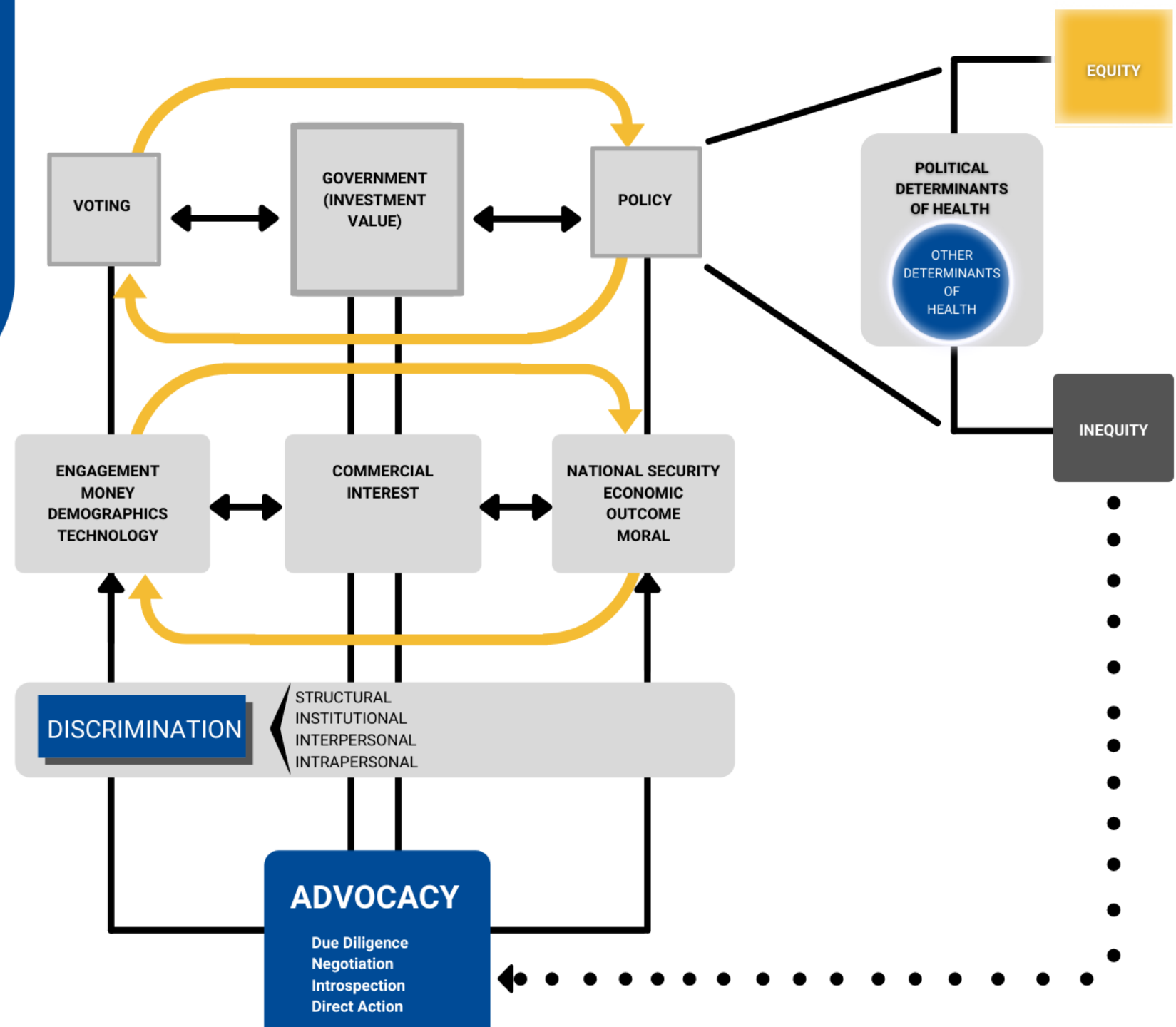




"The Political determinants of health involve the systematic process of structuring relationships, distributing resources, and administering power, operating simultaneously in ways that mutually reinforce or influence one another to shape opportunities that either advance health equity or exacerbate health inequities."


- Daniel E. Dawes, The Political Determinants of Health (2020)

POLITICAL DETERMINANTS OF HEALTH MODEL



COVID IMPACT ON BIPOC

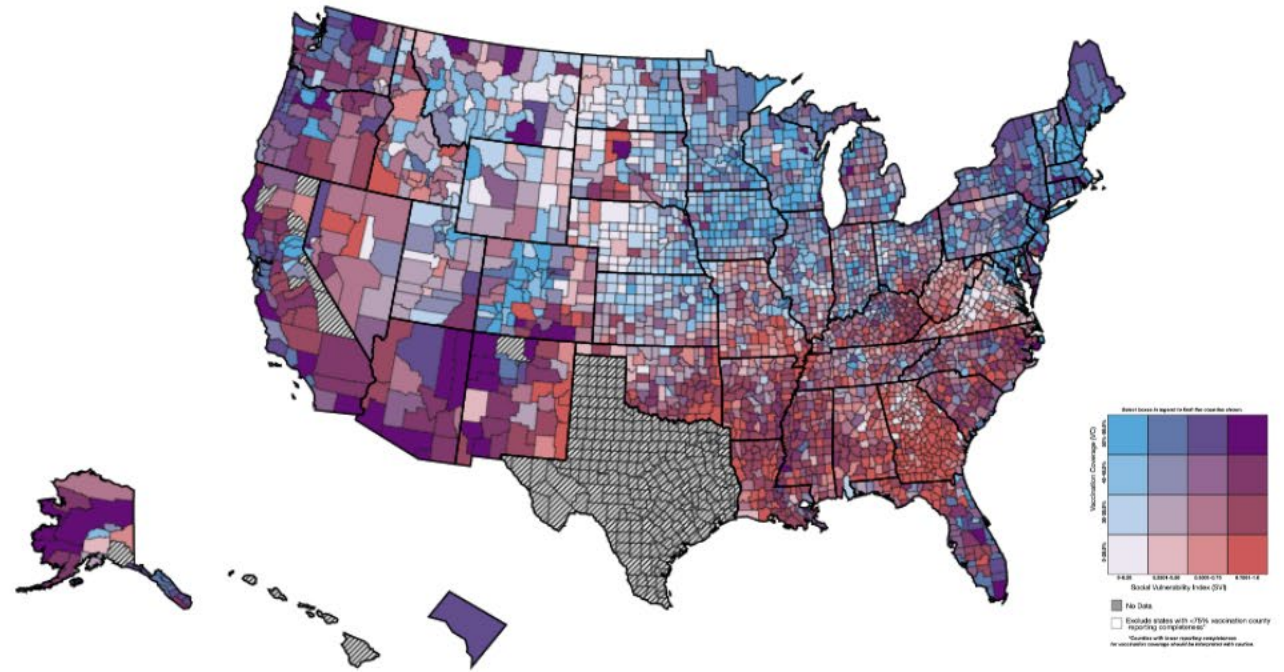
**AS OF
JULY 2021, LIFE
EXPECTANCY IN
THE U.S.
DROPPED BY 1.5
YEARS**




**BLACK
INDIVIDUALS
LOST 2.9
YEARS OF LIFE
EXPECTANCY**

**HISPANIC
INDIVIDUALS
LOST 3 YEARS
OF LIFE
EXPECTANCY**

Percent of Population Fully Vaccinated by Social Vulnerability Index (SVI)



PDOH FACTORS



ADVOCACY



A 5x10 grid of 50 diverse human faces, representing various ages, ethnicities, and expressions. The faces are arranged in a grid, with each face occupying a square cell. The diversity is evident in the range of ages, from young children to the elderly, and in the variety of ethnicities and cultural backgrounds. The expressions are also varied, showing a spectrum of emotions from joy and happiness to contemplation and concern. The overall composition emphasizes the richness and complexity of human diversity.

Health Equity Tracker

[What is Health Equity?](#)[Explore the Data](#)[Downloads & Methodology](#)[About Us](#)

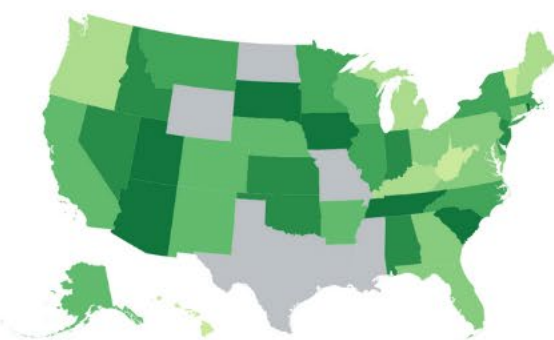
Equity Forward

We know that our communities are experiencing life or death situations due to the inequities, conditions and policies into which they are born, grow, learn, work and age.

We work to collect the data needed to identify and address these inequities.

Total COVID-19 Cases Per 100K People

5222 7690 10392



AS GU MP PR VI



Satcher Health Leadership Institute
SHLI MOREHOUSE
SCHOOL OF MEDICINE

GILEAD

CDC Foundation
Together our impact is greater

Google.org

AARP

THE ANNIE E. CASEY FOUNDATION

THANK YOU!

Learn more

satcherinstitute.org

healthequitytracker.org

Contact us

SHLI@msm.edu

Satcher Health Leadership Institute



MOREHOUSE
SCHOOL OF MEDICINE

