

Employment Outlook: 2021–31

Domingo Angeles

Economist

U.S. Bureau of Labor Statistics

10/19/2022



Employment Projections Background

- 2021–31 projections cover 832 occupations and 295 industries
- BLS projections are prepared at the national level only
 - ▶ BLS projections serve as an input for state and local employment projections

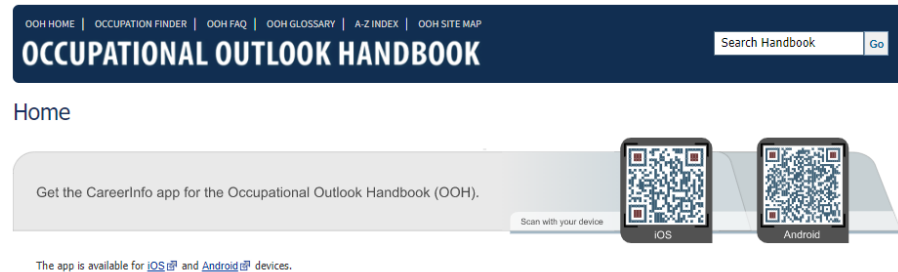
Employment Projections Users and Uses

- Career counselors and students making career choice decisions
- Jobseekers looking to find work or switch occupations
- Education and training officials making decisions on policy, funding, and program offerings based on demand for occupations
- Researchers interested in how the economy is changing

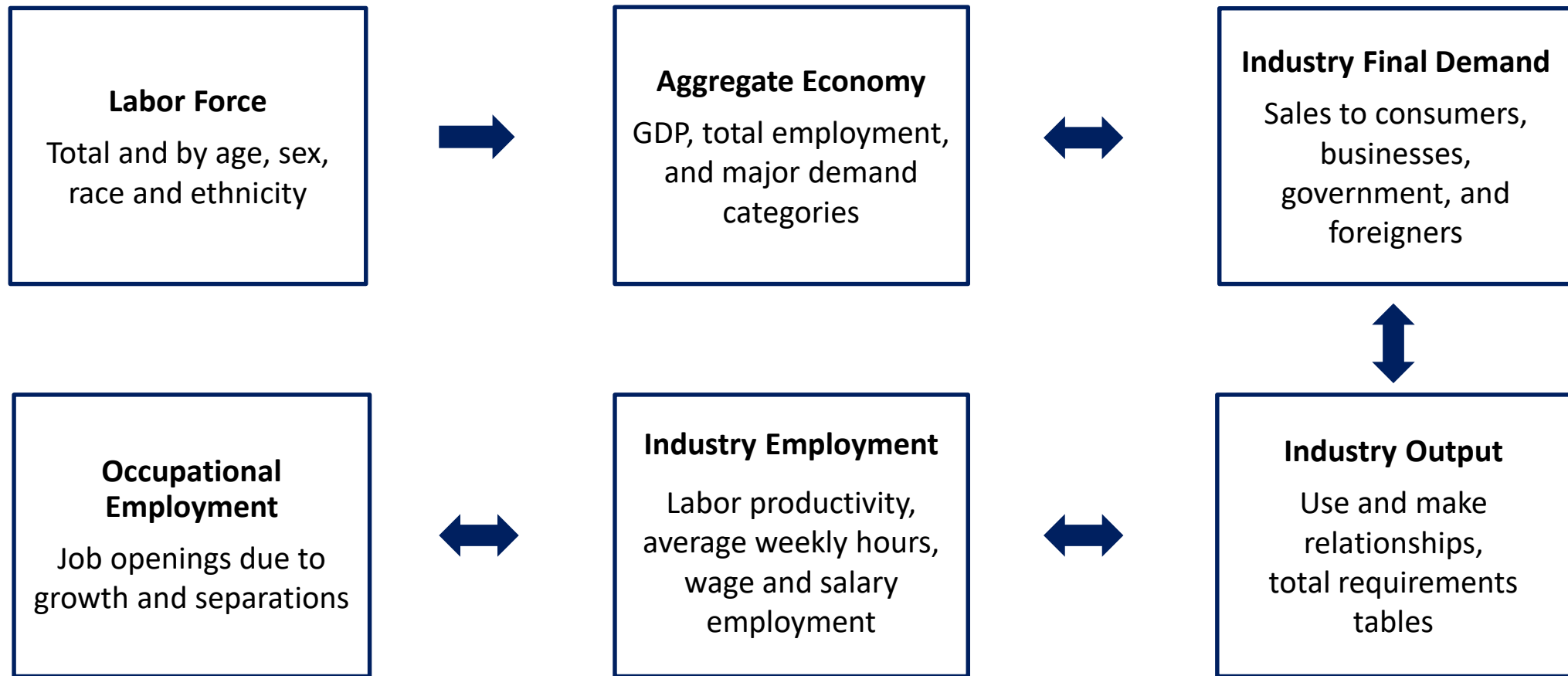


Employment Projections Products

- Occupational Outlook Handbook (OOH), as a website and as an app
- Career Outlook
- Long-term employment projections by industry and occupation
- Technical materials—occupational openings, education and training categories, and more



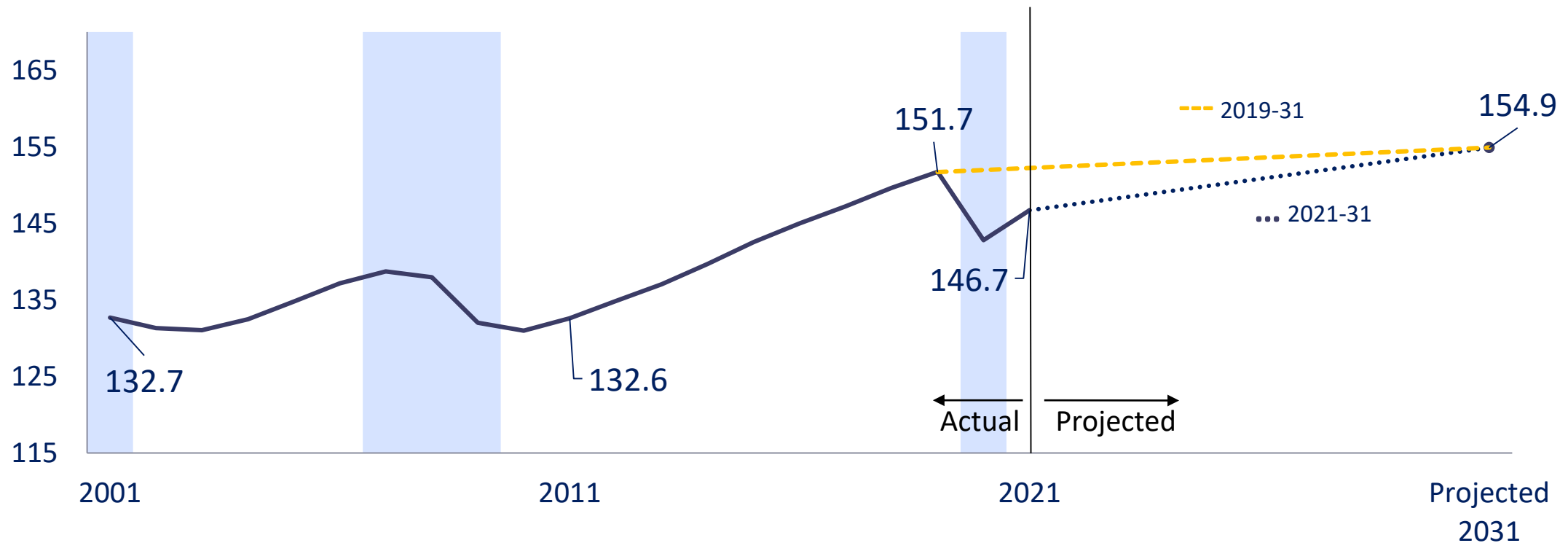
Employment Projections Process



Total Nonagriculture Wage and Salary Employment

Millions of nonagriculture wage and salary jobs

□ Recession



Industries Involving Space Activities

- The emergence of private space companies has expanded economic activity related to space exploration and commercialization.

Areas of Focus

■ Short-term areas

- Satellite services
 - Trends in commercial satellite service activity
 - Potential impacts of reusable rocket technology
 - Trends in satellite internet services demand
- Space tourism
 - Potential impacts of commercial suborbital flights

■ Longer-term areas

- Manufacturing of goods in space
- Space-based materials mining
- Deep space exploration



Industries of Focus

- Aerospace product and parts manufacturing (336400)
- Navigational, Measuring, Electromedical, and Control Instruments Manufacturing (334500)
- Satellite Telecommunications (517400, as a part of 517000)
- Research and development in the physical, engineering, and life sciences (541710)

Aerospace Product and Parts Manufacturing

Aerospace product and parts manufacturing employment by occupation, 2021 and projected 2031.
(Employment in thousands)

Occupation Title	Occupation Code	2021 Employment	2021 Percent of Industry	Projected 2031 Employment	Projected 2031 Percent of Industry	Employment Change, 2021-2031	Employment Percent Change, 2021-2031
Total, all occupations	00-0000	479.7	100	466.1	100	-13.6	-2.8
Production occupations	51-0000	163.3	34	148.2	31.8	-15.1	-9.2
Architecture and engineering occupations	17-0000	101.5	21.2	102.7	22	1.2	1.2
Business and financial operations occupations	13-0000	53	11	52.9	11.3	-0.1	-0.1
Computer and mathematical occupations	15-0000	42.1	8.8	45.2	9.7	3.1	7.4

Resources for Additional Information



Occupational Outlook Handbook

www.bls.gov/ooh

[OOH HOME](#) | [OCCUPATION FINDER](#) | [OOH FAQ](#) | [OOH GLOSSARY](#) | [A-Z INDEX](#) | [OOH SITE MAP](#)


OCCUPATIONAL OUTLOOK HANDBOOK


Search Handbook [Go](#)

Home

Get the CareerInfo app for the Occupational Outlook Handbook (OOH).

Scan with your device

 iOS

 Android

The app is available for [iOS](#) and [Android](#) devices.

OCCUPATION GROUPS

Architecture and Engineering

Arts and Design

Building and Grounds Cleaning

Business and Financial

Community and Social Service

Computer and Information Technology

Construction and Extraction

Education, Training, and Library

Entertainment and Sports

Farming, Fishing, and Forestry

Food Preparation and Serving

Healthcare

Installation, Maintenance, and Repair

Legal

Life, Physical, and Social Science

Management

Math

Media and Communication

Military

Office and Administrative Support

Personal Care and Service

Production

Protective Service

SELECT OCCUPATIONS BY

2021 Median Pay

Entry-Level Education


On-the-job Training

Number of New Jobs (Projected)

Growth Rate (Projected)

GO

FEATURED OCCUPATION



Physical Therapist Assistants and Aides

Physical therapist assistants and aides work under the direction and supervision of physical therapists.

[view profile »](#)

A-Z INDEX

[A](#) [B](#) [C](#) [D](#) [E](#) [F](#) [G](#) [H](#) [I](#) [J](#) [K](#) [L](#) [M](#) [N](#) [O](#) [P](#) [Q](#) [R](#) [S](#) [T](#) [U](#) [V](#) [W](#) [X](#) [Y](#) [Z](#)

BROWSE OCCUPATIONS

Highest Paying

Fastest Growing (Projected)

Most New Jobs (Projected)

Field of Degree



Occupational Outlook Handbook App

Available for download as the **CareerInfo** app for Apple iOS and Android

App Store Preview



CareerInfo 4+

Explore CareerInfo

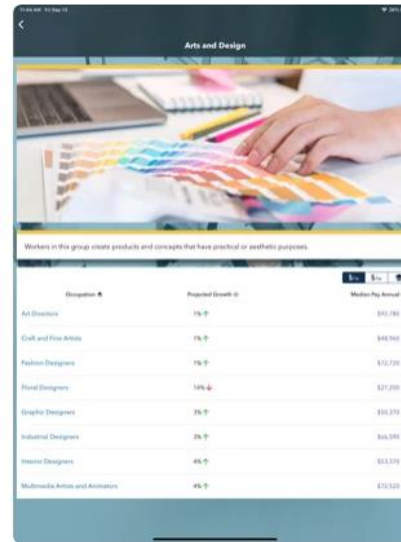
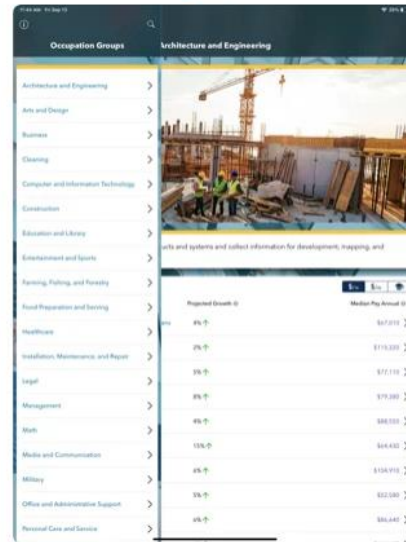
U.S. Department of Labor

Designed for iPad

★★★★★ 4.8 • 14 Ratings

Free

Screenshots iPad iPhone



Career Outlook


www.bls.gov/careeroutlook


- *Career Outlook* is published throughout the year, and includes practical information on jobs and careers
- Includes feature articles, interviews with workers, and “you’re a what?” – describes careers people may not know about



Employment Projections Program

www.bls.gov/emp

 U.S. BUREAU OF LABOR STATISTICS

Follow Us  | [Release Calendar](#) | [Blog](#)

HOME ▾ SUBJECTS ▾ DATA TOOLS ▾ PUBLICATIONS ▾ ECONOMIC RELEASES ▾ CLASSROOM ▾ BETA ▾

Bureau of Labor Statistics > Employment Projections > Home

Employment Projections


EP Home | EP Publications ▾ | EP Data ▾ | EP Methods ▾ | About EP ▾ | Contact EP

The **Employment Projections (EP)** program develops information about the labor market for the Nation as a whole for 10 years in the future.

NOTICES

- » Projections overview article coming soon [Read More »](#)
- » 2021–31 Employment Projections released [Read More »](#)

VIDEOS



BLS OCCUPATIONAL EMPLOYMENT PROJECTIONS, 2021–31

Check out the highlights of the 2021–31 projections, including the fastest growing occupations overall, the occupations expected to have the most new jobs, the fastest growing occupations that require a bachelor's degree or more, and the fastest growing occupations that require some postsecondary education. (This video has background music but no spoken words.)

[read more »](#)

NEWS RELEASE

Employment is projected to increase by 8.3 million jobs from 2021 to 2031


09/08/2022

Total employment is projected to grow by 8.3 million jobs from 2021–31. Nearly one-third of new jobs are projected to be in healthcare and social assistance. Pandemic recovery is a key driver of projected job growth in some sectors. The Occupational Outlook Handbook features the 2021–31...

[HTML](#) | [PDF](#) | [RSS](#)

PUBLICATIONS

HANDBOOK OF METHODS



[Employment Projections Overview](#)

[read more »](#)

- 2021–31 projections cover 832 occupations and 295 industries at the national level only
- The projections form the basis for data and outlook information in the Occupational Outlook Handbook (OOH)



Contact Information

Domingo Angeles

Economist

Division of Occupational Employment Projections
Outreach and Publications

www.bls.gov/emp

202-691-5475

Angeles.domingo@bls.gov

