




Community Based Participatory Research for Health

Angela G. Reyes and Amy J. Schulz
For National Academy of Sciences
June 13, 2024

ajschulz@umich.edu

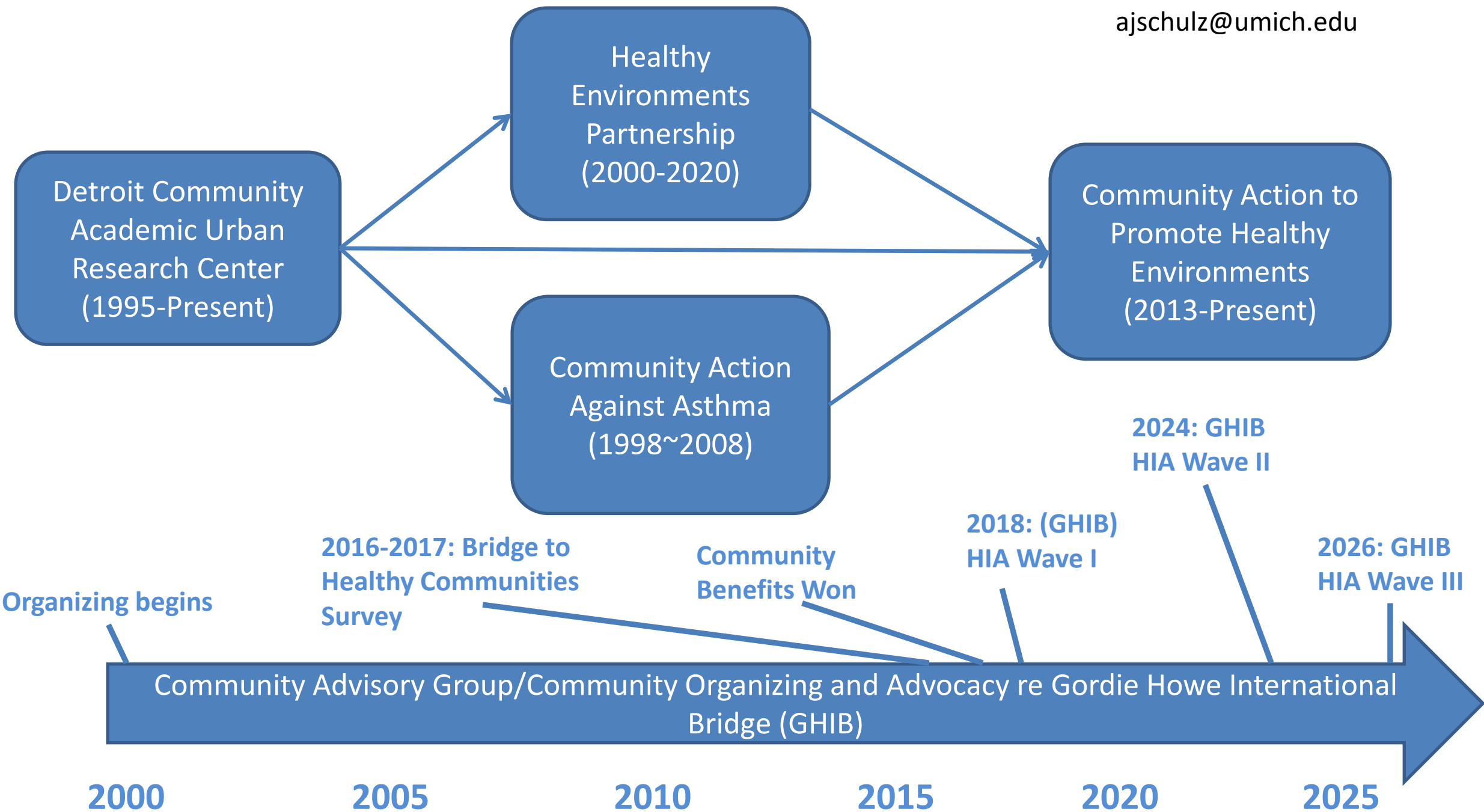
COMMUNITY INVOLVEMENT IN RESEARCH

Power & control
Responsibility & ownership
Participation
Influence



Adapted from: Hacker, K (2012) Harvard Clinical and Translational Science Center
Accessed October 20, 2020: https://catalyst.harvard.edu/pdf/regulatory/CEnR_Webpage_101_Presentation.pdf

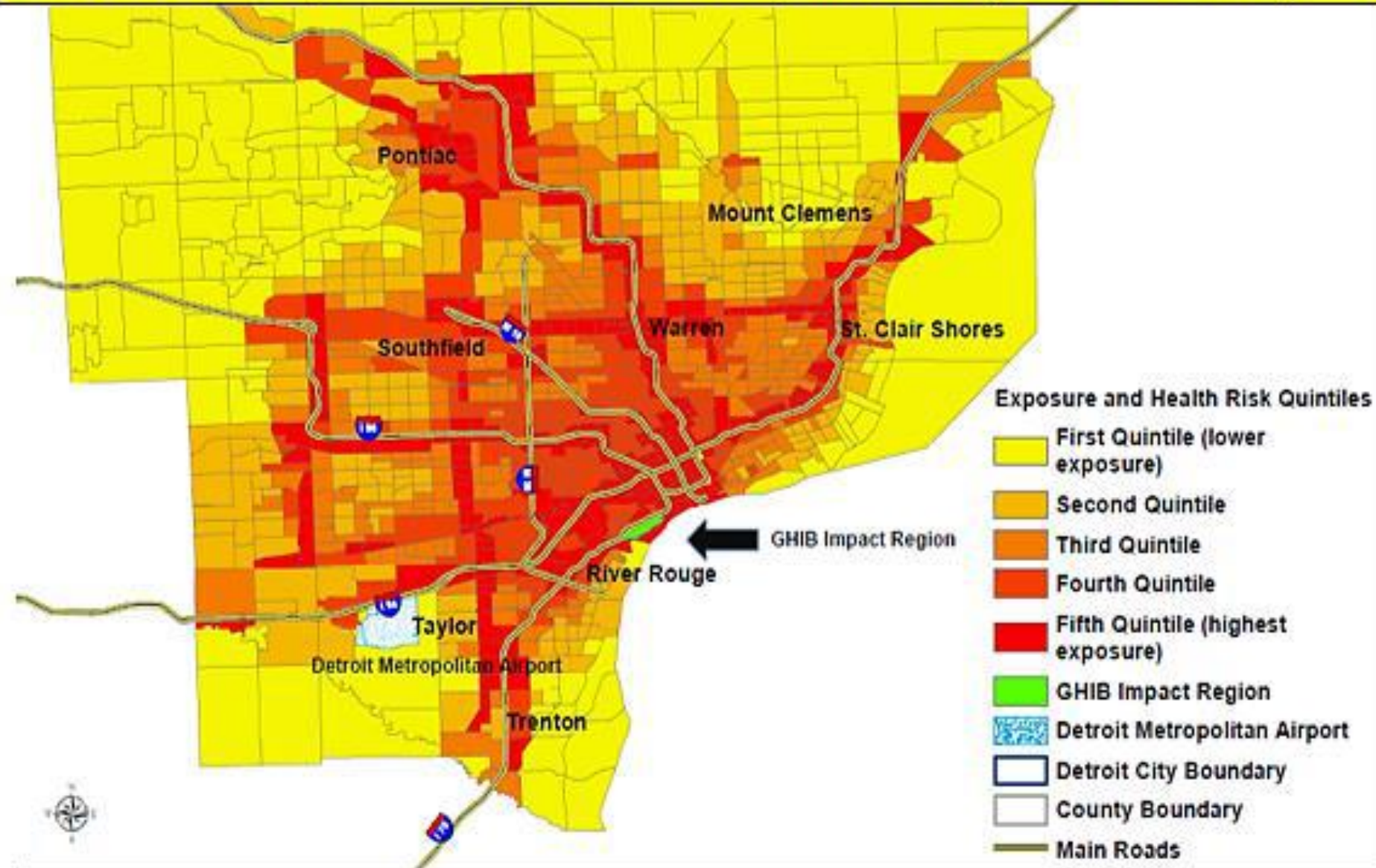
ajschulz@umich.edu



Underlying Cumulative Impacts

Also, this residential area is home to many families, with among the highest proportions of children under the age of 5 in Detroit.

Figure 2: Diesel Particulate Matter (PM) exposure, cancer and respiratory risk attributable to air pollution in the Detroit Metropolitan Area (Schulz et al. 2016)



Cumulative impact polygons (CI) include: residential areas, child care facilities, health care facilities, schools and playgrounds. Exposure and Health risk include: 2011 NATA estimates of respiratory risk, cancer risk and diesel PM (non-cancer) concentration.



BASELINE HEALTH IMPACT ASSESSMENT FOR THE GORDIE HOWE INTERNATIONAL BRIDGE PROJECT

FULL REPORT
Health Impact Assessment
April 2019




agreyes@dhd1.org

- [Mobilizing for Community Benefits Gordie Howe International Bridge](#)
- Findings from Wave I Health Impact Assessment of Gordie Howe International Bridge
<http://bit.ly/BaselineHIA>
- [CAPHE Public Health Action Plan](#)
- [Community Action to Promote Healthy Environments](#)



ECOLOGYCENTER
Healthy People, Healthy Planet

greendoor
initiative



Community Action Against Asthma



MICHIGAN DEPARTMENT OF
ENVIRONMENT, GREAT LAKES, AND ENERGY

Law School



DETROIT
HISPANIC
DEVELOPMENT
CORPORATION



EASTSIDE
COMMUNITY
NETWORK



GREAT LAKES
ENVIRONMENTAL
LAW CENTER



DETROITERS WORKING FOR
ENVIRONMENTAL JUSTICE



DETROIT MERCY LAW
EDUCATING THE COMPLETE LAWYER



agreyes@d hdc1.org