

Understanding the Implications of The SCOTUS Affirmative Action Decision: What Have We Learned, and New Approaches

Dominique J. Baker

University of Delaware

January 22, 2025

ROUNDTABLE ON
**BLACK MEN &
BLACK WOMEN**
IN SCIENCE, ENGINEERING, & MEDICINE



A Wrinkle in our Ability to Prognosticate

- U.S. Department of Education collects data on fall enrollment broken down by race, income (proxied by Pell grant receipt), gender, and other demographic factors

A Wrinkle in our Ability to Prognosticate

- U.S. Department of Education collects data on fall enrollment broken down by race, income (proxied by Pell grant receipt), gender, and other demographic factors **BUT** that data will not be published until **January 2026** as a provisional release and the final, revised data will not be published until **December 2026**

A Wrinkle in our Ability to Prognosticate

- U.S. Department of Education collects data on fall enrollment broken down by race, income (proxied by Pell grant receipt), gender, and other demographic factors BUT that data will not be published until January 2026 as a provisional release and the final, revised data will not be published until December 2026
- National Student Clearinghouse publishes some data in the interim though the data they published in October 2024 had errors so it's difficult to draw conclusions from it

A Wrinkle in our Ability to Prognosticate

- U.S. Department of Education collects data on fall enrollment broken down by race, income (proxied by Pell grant receipt), gender, and other demographic factors BUT that data will not be published until January 2026 as a provisional release and the final, revised data will not be published until December 2026
- National Student Clearinghouse publishes some data in the interim though the data they published in October 2024 had errors so it's difficult to draw conclusions from it
- Common Data Set collects this type of information but does not publicly release the data

A Wrinkle in our Ability to Prognosticate

- U.S. Department of Education collects data on fall enrollment broken down by race, income (proxied by Pell grant receipt), gender, and other demographic factors BUT that data will not be published until January 2026 as a provisional release and the final, revised data will not be published until December 2026
- National Student Clearinghouse publishes some data in the interim though the data they published in October 2024 had errors so it's difficult to draw conclusions from it
- Common Data Set collects this type of information but does not publicly release the data
- **Best bet for today: Collections of individual college data**

Undergrad Admissions

• **TheUpshot**

What Happened to Enrollment at Top Colleges After Affirmative Action Ended

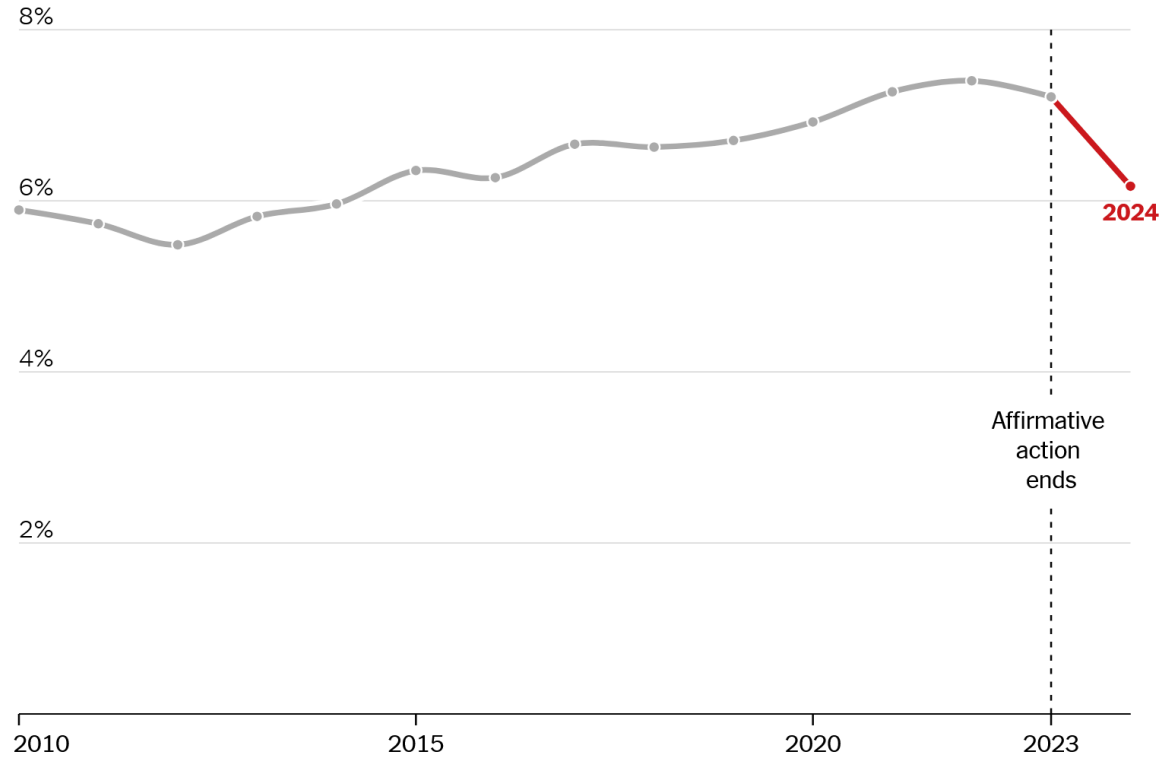
Three findings from the first class to enter college without race-conscious admissions.

By [Aatish Bhatia](#), [Ben Blatt](#), [Francesca Paris](#), [Alicia Parlapiano](#) and [Eve Washington](#)

Jan. 15, 2025

Average share of Black students

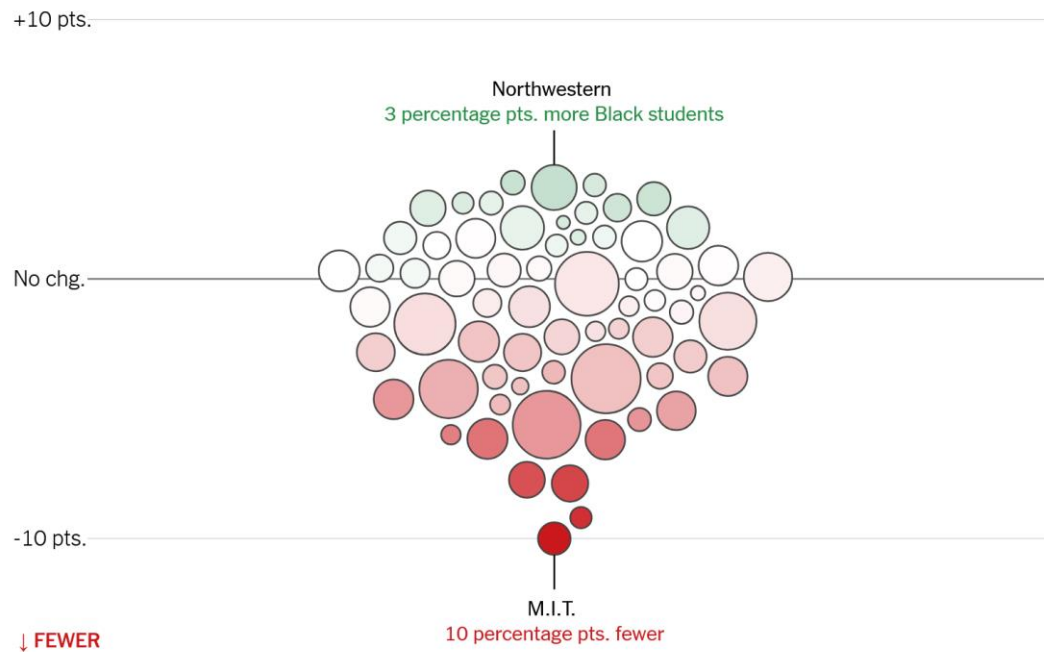
Among domestic first-year students at 59 colleges



Change in the share of Black students, from fall 2023 to fall 2024

Among domestic first-year students at 66 colleges

↑ MORE BLACK STUDENTS
IN 2024

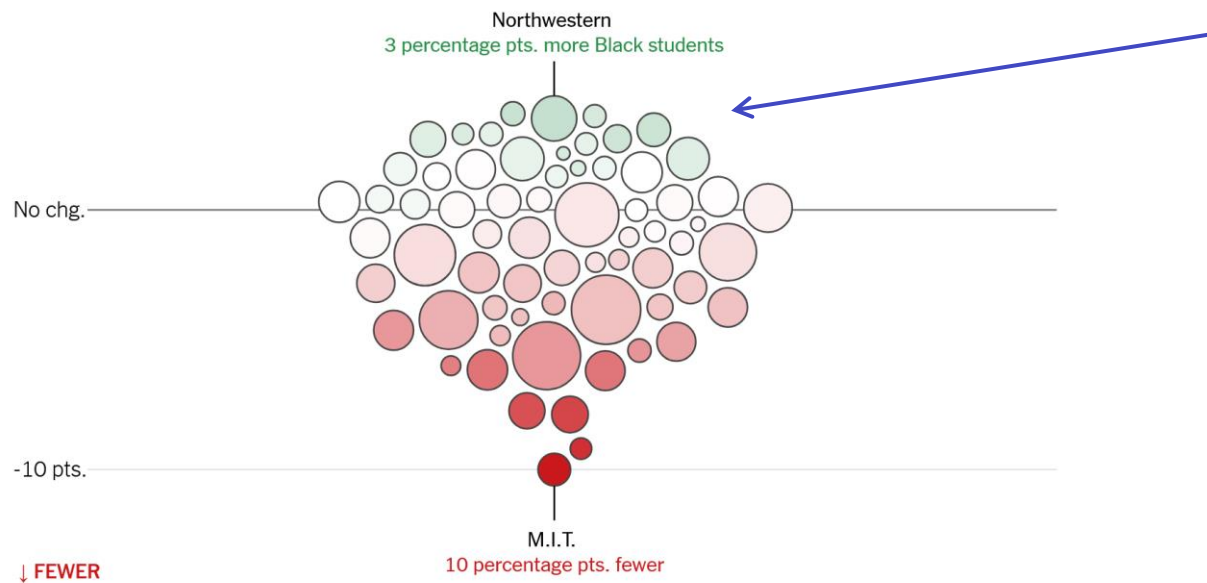


Change in the share of Black students, from fall 2023 to fall 2024

Among domestic first-year students at 66 colleges

↑ MORE BLACK STUDENTS
IN 2024

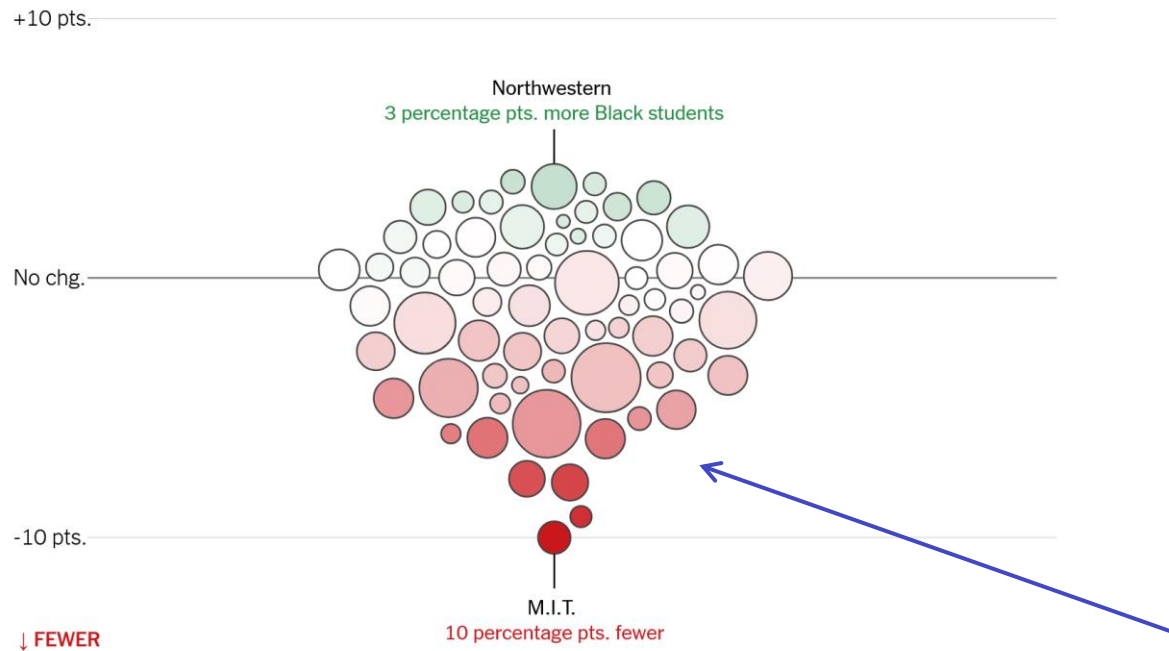
+10 pts.



Change in the share of Black students, from fall 2023 to fall 2024

Among domestic first-year students at 66 colleges

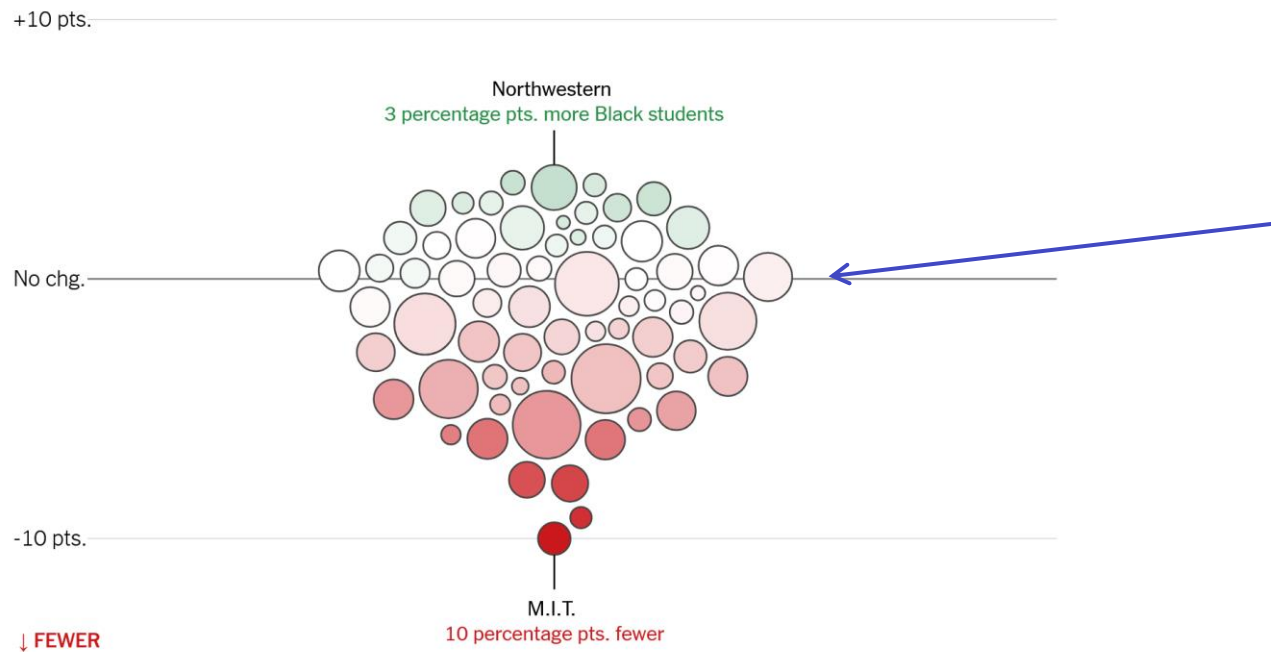
↑ MORE BLACK STUDENTS
IN 2024



Change in the share of Black students, from fall 2023 to fall 2024

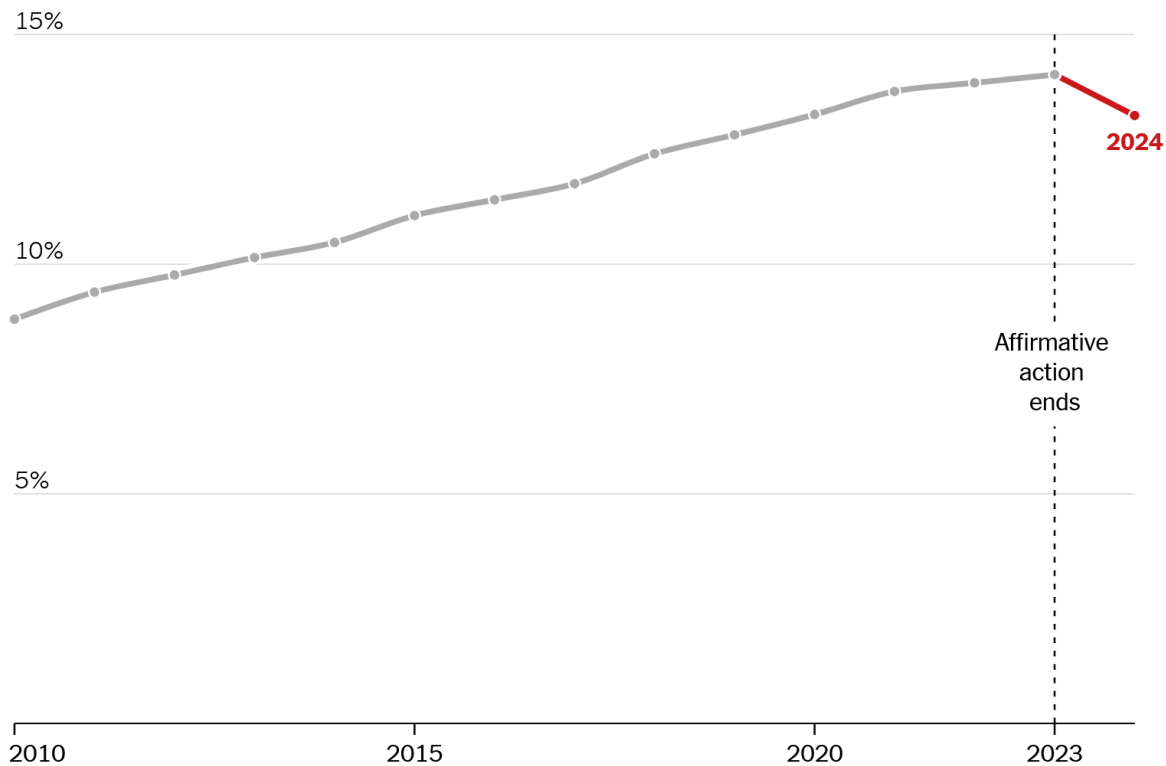
Among domestic first-year students at 66 colleges

↑ MORE BLACK STUDENTS
IN 2024



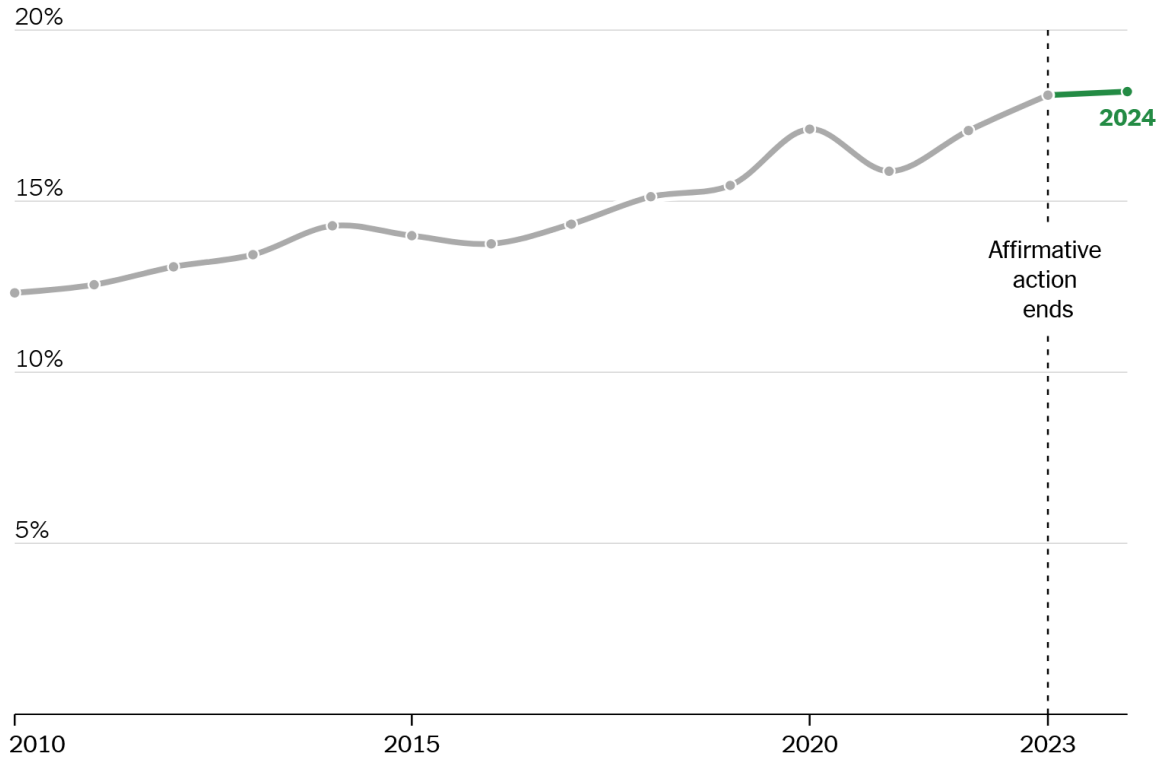
Average share of Hispanic students

Among domestic first-year students at 59 colleges



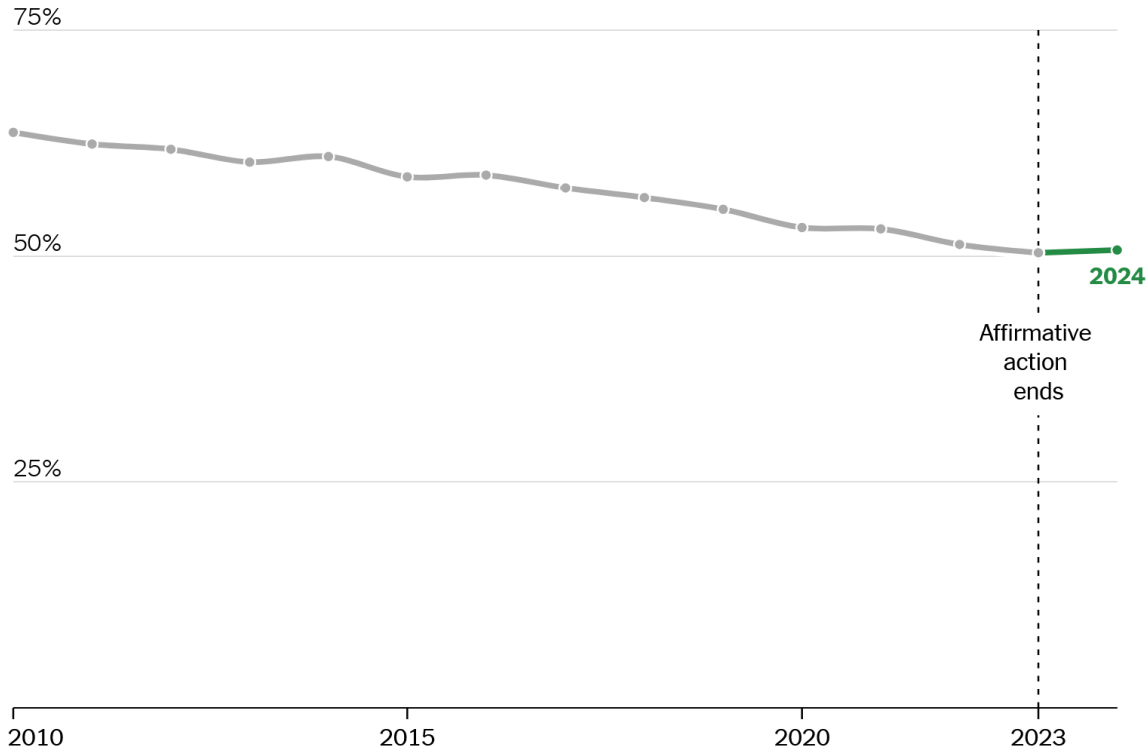
Average share of Asian students

Among domestic first-year students at 59 colleges



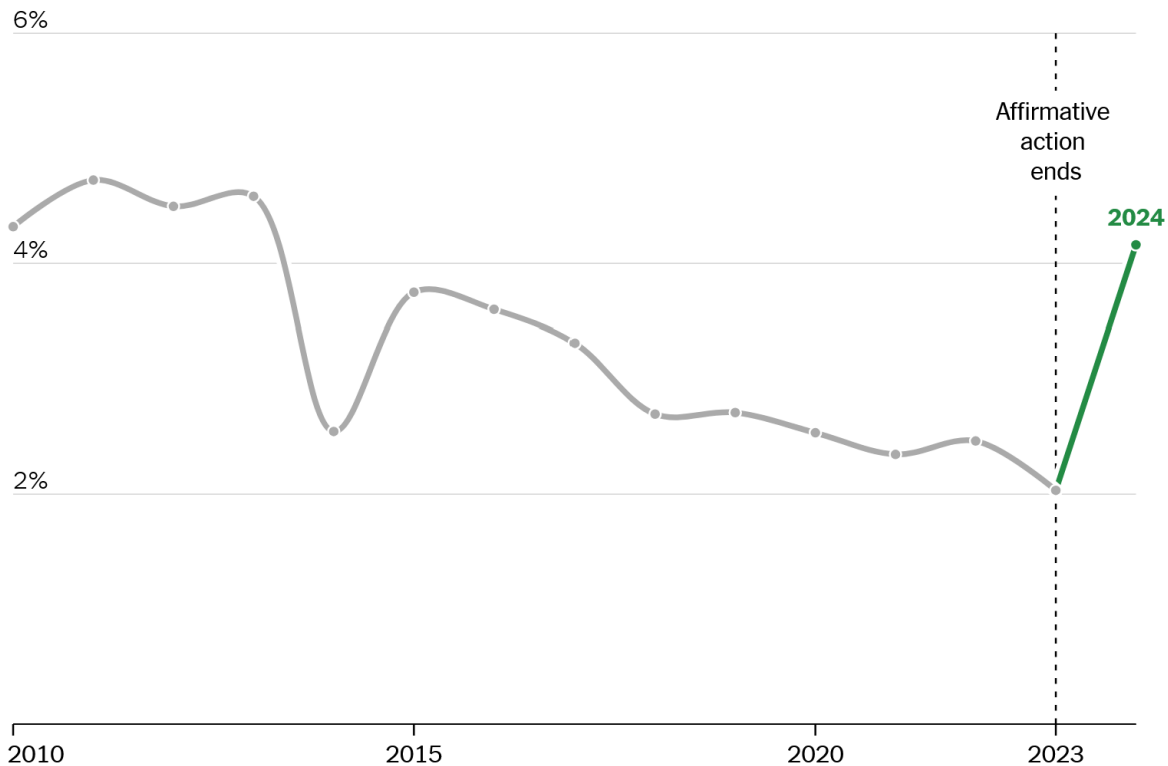
Average share of white students

Among domestic first-year students at 59 colleges



Average share of students who didn't report their race

Among domestic first-year students at 59 colleges



Grad Admissions

Grad Admissions

The New York Times

Black Student Enrollment at Harvard Law Drops by More Than Half

After a Supreme Court decision ended race-based admissions, some law schools saw a decline in Black and Hispanic students entering this fall. Harvard appeared to have the steepest drop.

Grad Admissions

The New York Times

Black Student Enrollment at Harvard Law Drops by More Than Half

After a Supreme Court ruling that allows some law schools to consider race in admissions, Harvard Law School is reporting a steep drop in enrollment of Black and Hispanic students.

HEALTH

Medical schools report steep drop in enrollment of Black and Hispanic students after Supreme Court ruling

The new data reflect the first class selected since the court banned the use of race in admissions

From the STAT article

“The number of Black enrollees fell by 11.6% compared to last year, while the number of Hispanic enrollees decreased 10.8%. The numbers were even starker for Indigenous students; the number of American Indian or Alaska Natives dropped by 22.1%, while students who were Native Hawaiian or Pacific Islanders dropped by 4.3%. ”

What Do We Do?

- Institutions have tried several different methods of complying to curtailment of race-conscious admissions practices while also valuing a diverse incoming class

What Do We Do?

- Institutions have tried several different methods of complying to curtailment of race-conscious admissions practices while also valuing a diverse incoming class
 - Adversity Indices
 - Test-optional admissions
 - Preparatory programs

What Do We Do?

- Institutions have tried several different methods of complying to curtailment of race-conscious admissions practices while also valuing a diverse incoming class
- The best, most general advice is to work to create mission-driven admissions practices based on each individual institution's mission

NATIONAL
ACADEMIES

Sciences
Engineering
Medicine

Adjourn

Thank you for joining us!

For more information, visit: bit.ly/RT-BMBW

ROUNDTABLE ON
BLACK MEN &
BLACK WOMEN
IN SCIENCE, ENGINEERING, & MEDICINE

